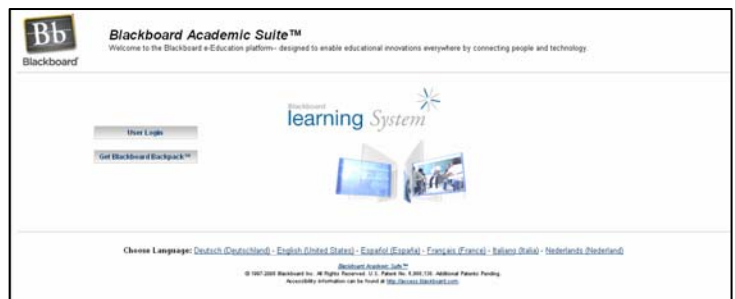


The document below outlines the steps necessary to

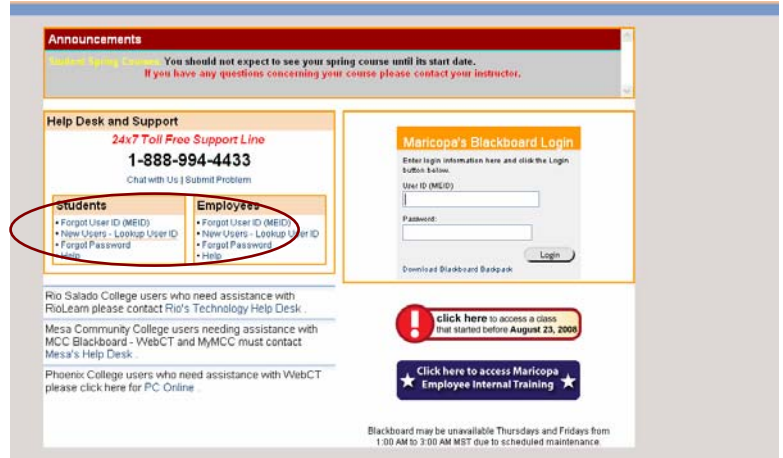
- set your password
 - set your challenge questions/answers
 - retrieve your MEID (Maricopa Enterprise ID) from Blackboard
- Please note all three!

These directions are written for students using a **Social Security Number**.

1. First access Maricopa's eCourses page at <https://ecourses.maricopa.edu/>
 - a. click the **User Login** button

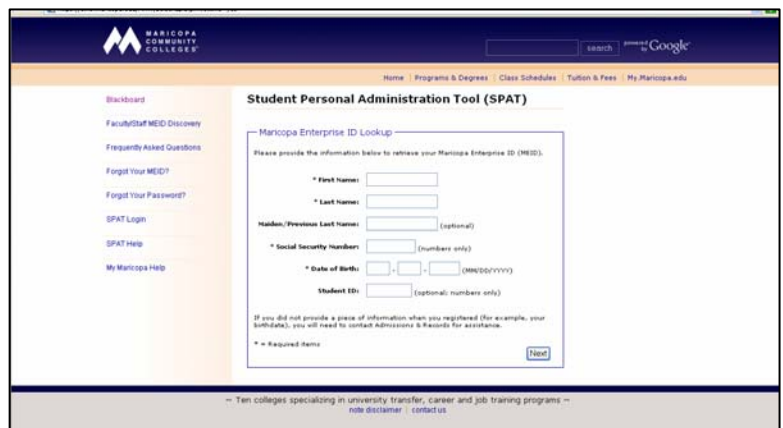


2. From the Students menu, select the **New User Lookup User ID** option.



The **Step 1: Identification Information** screen appears.

1. Enter the required information.
* indicates required information
2. Click the **Next** button.



The **Step 3: Set Your Password and Challenge Questions** screen appears.

1. Please locate and note your MEID.
2. Create and enter a password. See Password Requirements inset below.
3. Retype the password. This will confirm your password.
4. Select and create answers to both questions.

Password Requirements:

A valid password is at least seven characters in length and consists of at least one uppercase letter, at least one lowercase letter, at least one number, and no spaces. It can contain special characters, with the exception of the following:
` \$ ^ & () \ | ; ' " < >

Example:
MyPwsd49

Tip: The answers to these challenge questions will be needed if you need to recover your MEID username.

24/7 toll free My.Maricopa.edu help line - 1-888-994-4433.