






































GCC Fiscal Year FTSE Trends

		FY 05-06	FY 06-07	FY 07-08	FY 08-09	FY 09-10	Trends
Art/Photography	ARH	68.9	66.0	69.9	74.8	81.1	 ↑
	ART	97.4	103.9	142.1	143.2	178.6	 ↑
	HUM	27.1	25.1	22.4	28.1	35.5	 ↑
	Total	193.4	195.0	234.4	246.1	295.2	 ↑
Biology	BIO	585.2	613.2	595.2	590.9	690.5	 ↑
	Total	585.2	613.2	595.2	590.9	690.5	 ↑
Business & Info Tech	ACC	168.5	177.8	155.1	148.4	142.4	 ↓
	BPC	64.1	46.6	43.0	49.6	53.5	 ↓
	CIS	375.7	347.3	319.8	335.7	400.4	 ↓
	COV	0.3	0.6	0.2			 ↓
	EPS	5.9	4.1	4.8	1.4	1.1	 ↓
	GBS	130.8	133.9	134.6	137.0	166.0	 ↑
	IBS	1.5					 ↓
	ITS				1.0		 ↑
	MGT	32.0	29.4	29.5	30.6	39.9	 ↑
	MKT	19.7	15.8	13.8	12.7	14.6	 ↓
	MST	22.5	17.7	8.4	12.5	18.6	 ↓
	OAS	19.3	12.0	14.9	13.2	11.8	 ↓
	OCS	6.1	2.5				 ↓
	REA	57.9	45.3	17.4	10.6	12.5	 ↓
	SBS	11.1	9.8	10.1	3.8	7.1	 ↓
	SBU	1.2	1.4	1.5	2.2	2.8	 ↑
Total	916.7	844.2	753.1	758.5	870.7	 ↓	
Chemistry	CHM	290.3	287.6	265.6	312.9	394.1	 ↑
	Total	290.3	287.6	265.6	312.9	394.1	 ↑
Communication & World Language	CHI	5.0	5.3	1.8	2.8	7.4	 ↑
	COM	365.6	384.5	396.5	422.2	499.7	 ↑
	FRE	15.9	16.4	15.2	13.1	9.3	 ↓
	GER	7.1	12.3	6.1	7.7	5.6	 ↓
	ITA	3.3	4.2	6.8	4.9	4.4	 ↑
	JPN	8.3	16.4	19.1	23.6	21.2	 ↑
	LAT	1.9	2.4	5.1	3.6	5.1	 ↑
	RUS	3.5	2.8				 ↓
	SLG	60.7	52.1	46.0	45.0	47.4	 ↓
	SPA	178.9	172.6	145.9	133.3	155.6	 ↓
	SPH					3.6	 ↑
Total	650.2	669.0	642.5	656.2	759.4	 ↑	

GCC Fiscal Year FTSE Trends

		FY 05-06	FY 06-07	FY 07-08	FY 08-09	FY 09-10	Trends
Counseling	AAA				0.9	25.5	↑
	BHS	1.0	6.1	9.7	9.7	13.0	↑
	CPD	68.4	59.5	63.7	79.4	136.7	↑
	CWE	6.7	5.3	4.3	5.4	5.1	↓
	Total	76.1	70.9	77.6	95.4	180.4	↑
English/Reading/Journalism	CRE	74.5	72.2	72.4	71.2	86.1	↑
	CRW				1.9	3.0	↑
	ENG	1,031.6	1,047.7	1,077.1	1,165.5	1,285.9	↑
	ENH	71.5	68.4	70.4	83.7	107.6	↑
	ESL	183.7	176.9	137.8	122.0	132.9	↓
	JRN	7.8	6.3	7.3	5.4	5.9	↓
	MCO	11.0	12.5	11.4	11.0	11.7	↔
	NMS	0.1					↓
	RDG	165.2	170.5	156.9	171.7	216.3	↑
	Total	1,545.2	1,554.4	1,533.3	1,632.3	1,849.3	↑
Fitness & Wellness	EXS				29.2	54.0	↑
	HES	38.3	47.8	53.2	65.3	76.7	↑
	PED	288.3	248.7	229.7	194.1	225.1	↓
	REC	5.1	0.9	2.7	1.3	2.0	↓
	RES				0.0		↑
	WED	16.0	6.1	2.7	2.2	4.1	↓
	Total	347.7	303.4	288.3	292.1	361.9	↔
Library Media Center	IFS	0.1	3.0	0.1			↓
	LBS	5.4	0.9	3.3	1.2	1.8	↓
	Total	5.5	3.9	3.3	1.2	1.8	↓
Mathematics	CSC	23.2	24.3	33.5	27.8	37.3	↑
	MAT	1,674.4	1,640.4	1,600.0	1,688.3	2,011.4	↑
	Total	1,697.6	1,664.7	1,633.4	1,716.2	2,048.7	↑
Nursing	HCC	93.0	41.6	23.9	12.9	9.1	↓
	HCR	104.0	83.6	83.3	78.3	67.8	↓
	NCE	16.5	19.2	19.4	22.9	28.9	↑
	NUR	164.9	168.9	210.7	204.4	207.9	↑
	Total	378.4	313.3	337.3	318.4	313.6	↓

GCC Fiscal Year FTSE Trends

		FY 05-06	FY 06-07	FY 07-08	FY 08-09	FY 09-10	Trends
Performing Arts	DAH	4.0	4.5	5.0	5.5	6.8 ↑
	DAN	18.6	22.1	21.0	19.1	23.2 ↑
	MHL	75.7	83.1	82.4	89.1	100.1 ↑
	MTC	46.1	42.3	43.5	50.9	55.6 ↑
	MUC	41.8	38.7	39.1	39.8	47.6 ↗
	MUE	4.7	6.3	6.0	4.3	6.6 ↑
	MUP	87.3	79.4	79.1	79.9	88.3 ↗
	THE	77.2	72.8	68.1	66.7	74.6 ↘
	THP	15.1	14.4	17.8	14.8	15.8 ↗
	Total	370.4	363.3	361.9	370.2	418.5 ↗
Philosophy	PHI	330.2	319.8	355.5	356.6	391.8 ↑
	REL	30.5	40.3	49.5	49.4	69.4 ↑
	Total	360.7	360.0	404.9	406.0	461.2 ↑
Physical Science	AST	90.7	89.7	84.3	91.7	95.3 ↗
	GLG	123.1	116.7	99.4	112.0	120.7 ↘
	PHS	29.4	14.4	21.5	18.4	17.0 ↓
	PHY	96.9	93.2	92.8	96.8	108.2 ↗
	Total	340.1	313.9	298.0	318.9	341.2 ↗
Psychology	PSY	549.1	542.8	547.0	604.7	670.8 ↑
	Total	549.1	542.8	547.0	604.7	670.8 ↑
Public Safety Sciences	AGB	0.9	0.9	0.4		 ↓
	AGL	4.7	2.1	2.3	0.1	 ↓
	AGS	11.8	11.0	9.0	0.4	 ↓
	AJS	191.1	168.1	162.2	182.6	232.5 ↑
	AUT	129.8	130.2	115.7	105.2	118.3 ↘
	EMT	198.4	208.7	207.2	236.1	220.2 ↗
	FSC	211.2	197.0	219.2	183.3	187.7 ↘
	IND	4.3	9.8			 ↓
	LEO	54.5	36.2	31.4	53.4	46.1 ↓
	TTD	22.6	24.2	30.2	30.8	36.1 ↑
	Total	829.4	788.0	777.6	791.8	840.8 ↗

GCC Fiscal Year FTSE Trends

		FY 05-06	FY 06-07	FY 07-08	FY 08-09	FY 09-10	Trends
Social Science	ASB	56.6	46.6	43.8	37.0	52.5	
	ASM	17.9	23.5	29.1	30.9	39.1	
	ECN	179.5	156.5	140.9	144.8	149.6	
	EDU	156.6	143.3	127.3	133.6	144.0	
	GCU	17.2	14.7	15.1	15.6	15.6	
	GPH	38.1	34.9	32.9	34.6	38.6	
	HIS	163.3	148.9	134.5	146.2	166.9	
	LDR	1.3	0.7				
	POS	60.9	55.5	55.4	54.8	55.9	
	SOC	176.9	183.5	164.3	162.5	185.3	
	SWU	14.0	7.9	8.3	7.6	10.4	
	WST	1.4	1.4				
	Total	883.5	817.1	751.6	767.4	857.7	
Technology & Consumer Sci	AEN					1.3	
	AET	4.3	6.2	3.8	5.8	1.2	
	ART	85.6	72.6	35.2	34.3	20.3	
	BLT	10.6	14.3	9.7	3.0	3.6	
	CAD	26.9	44.6	42.8	47.1	43.3	
	CET	1.3	2.2	1.9	1.2	1.9	
	CFS	117.1	117.6	111.6	111.9	131.5	
	CNT	29.9	31.1	35.1	39.6	46.7	
	DFT	9.8	5.0	5.6	5.8	4.1	
	ECE	17.4	17.0	17.3	19.9	23.3	
	ECH	31.2	27.7	23.0	8.8	9.3	
	EED		0.8	5.2	36.9	37.0	
	EEE	4.1	5.9	6.0	7.4	10.7	
	ELC		3.4	5.9	3.1	2.3	
	ELT	26.2	24.2	23.4	17.2	12.0	
	FCS	1.5	0.1	0.1	0.3	1.3	
	FON	86.8	73.2	102.4	114.3	145.1	
	GTC	28.6	23.7	18.0	12.5	18.5	
	HEC	2.6	2.3	1.9	2.1	2.0	
	INT	29.7	28.3	27.1	21.9	17.8	
	ITD	2.1				0.0	
	MIT	2.0	1.7			0.5	
	NET	2.4	1.1	1.7	1.6	1.5	
	TCM	1.2	2.1	4.3	4.5	5.7	
	TEC	11.9	10.5	9.2	8.0	8.0	
	VPT	22.0	9.5	14.5	21.8	22.4	
	WLD	15.2	15.4	17.5	18.9	18.7	
	Total	570.3	540.3	523.2	547.7	589.7	