






































GCC Fiscal Year FTSE Trends

		FY 06-07	FY 07-08	FY 08-09	FY 09-10	FY 10-11	Trends
Art/Photography	ARH	65.9	69.9	74.8	81.1	87.5	 ↑
	ART	103.9	142.1	143.2	178.6	207.9	 ↑
	HUM	25.1	22.4	28.1	35.5	43.4	 ↑
	Total	195.0	234.4	246.1	295.2	338.8	 ↑
Biology	BIO	613.2	595.2	590.9	690.4	686.3	 ↗
	Total	613.2	595.2	590.9	690.4	686.3	 ↗
Business & Info Tech	ACC	177.8	155.1	148.4	142.4	157.3	 ↓
	AET	6.2	3.8	5.8	1.2	4.5	 ↓
	BPC	46.6	43.0	49.6	53.8	67.4	 ↑
	CIS	347.3	319.8	335.7	401.7	428.0	 ↑
	COV	0.6	0.2				 ↓
	EPS	4.1	4.8	1.4	1.1	1.7	 ↓
	GBS	133.9	134.6	137.0	166.6	147.9	 ↗
	ITS			1.0	0.1	4.9	 ↑
	MGT	29.4	29.5	30.6	39.8	51.0	 ↑
	MKT	15.8	13.8	12.7	14.6	14.8	 ↗
	MST	17.7	8.4	12.5	18.7	19.3	 ↗
	OAS	12.0	14.9	13.2	11.8	10.7	 ↗
	OCS	2.5				1.1	 ↓
	REA	45.3	17.4	10.6	12.5	8.8	 ↓
	SBS	9.8	10.1	3.8	7.1	7.5	 ↓
	SBU	1.4	1.5	2.2	2.8	5.5	 ↑
Total	850.4	756.9	764.3	874.1	930.4	 ↗	
Chemistry	CHM	287.6	265.6	312.9	395.0	439.9	 ↑
	Total	287.6	265.6	312.9	395.0	439.9	 ↑
Communication & World Language	CHI	5.3	1.8	2.8	7.4	6.0	 ↗
	COM	384.5	396.5	422.2	499.6	597.8	 ↑
	FRE	16.4	15.2	13.1	9.3	8.5	 ↓
	GER	12.3	6.1	7.7	5.6	5.3	 ↓
	ITA	4.2	6.8	4.9	4.4	4.1	 ↗
	JPN	16.4	19.1	23.6	21.2	25.7	 ↑
	LAT	2.4	5.1	3.6	5.1	4.9	 ↑
	RUS	2.8					 ↓
	SLG	52.1	46.0	45.0	47.4	51.5	 ↗
	SPA	172.6	145.9	133.3	155.6	164.5	 ↗
	SPH				3.6	4.0	 ↑
Total	669.0	642.5	656.2	759.2	872.4	 ↑	

GCC Fiscal Year FTSE Trends

		FY 06-07	FY 07-08	FY 08-09	FY 09-10	FY 10-11	Trends
Counseling	AAA			0.9	25.5	12.0 ↑
	BHS	6.1	9.7	9.7	13.0	19.8 ↑
	CPD	59.5	63.7	79.4	137.7	230.2	↑
	CWE	5.3	4.3	5.4	5.2	4.1 ↓
	Total	70.9	77.6	95.4	181.5	266.1 ↑
English/Reading/Journalism	CRE	72.2	72.4	71.2	86.0	103.0 ↑
	CRW			1.9	3.0	8.7 ↑
	ENG	1,047.7	1,077.1	1,165.5	1,286.2	1,268.1	↑
	ENH	68.4	70.4	83.7	107.6	114.4 ↑
	ESL	176.9	137.8	122.0	132.9	187.5 ↘
	JRN	6.3	7.3	5.4	5.9	6.8 ↘
	MCO	12.5	11.4	11.0	11.7	9.2 ↓
	RDG	170.5	156.9	171.7	216.3	277.9 ↑
	Total	1,554.4	1,533.3	1,632.3	1,849.7	1,975.7	↑
Fitness & Wellness	EXS			29.2	54.0	69.4 ↑
	HES	47.8	53.2	65.3	76.7	93.0 ↑
	PED	248.7	229.7	194.1	225.1	292.0	↑
	REC	0.9	2.7	1.3	2.0	5.0 ↑
	RES			-		
	WED	6.1	2.7	2.2	4.1	12.8 ↑
	Total	303.4	288.3	292.0	361.9	472.3	↑
Library Media Center	IFS	3.0	0.1			6.1 ↑
	LBS	0.8	3.3	1.2	1.8	2.3	↑
	Total	3.8	3.3	1.2	1.8	8.4	↑
Mathematics	CSC	24.3	33.5	27.8	37.3	47.1 ↑
	MAT	1,640.4	1,600.0	1,688.3	2,014.0	2,144.7	↑
	Total	1,664.7	1,633.4	1,716.2	2,051.3	2,191.8	↑
Nursing	HCC	41.6	23.9	12.9	9.0	9.0 ↓
	HCR	83.6	83.3	78.2	67.7	68.4 ↓
	NCE	19.2	19.4	22.9	29.9	20.9 ↘
	NUR	168.8	210.7	204.4	213.0	188.3	↘
	Total	313.3	337.3	318.4	319.7	286.7	↘

GCC Fiscal Year FTSE Trends

		FY 06-07	FY 07-08	FY 08-09	FY 09-10	FY 10-11	Trends
Performing Arts	DAH	4.5	5.0	5.5	6.8	7.2	
	DAN	22.0	21.0	19.1	23.2	19.8	
	MHL	83.1	82.4	89.1	100.0	108.4	
	MTC	42.2	43.5	50.9	55.5	54.2	
	MUC	38.7	39.0	39.8	47.6	47.0	
	MUE	6.3	6.0	4.3	6.6	6.1	
	MUP	79.4	79.1	79.9	88.3	86.4	
	THE	72.8	68.1	66.7	74.6	77.1	
	THP	14.4	17.8	14.8	15.8	14.9	
	Total	363.3	361.9	370.2	418.5	421.1	
Philosophy	IGS					1.9	
	PHI	319.7	355.4	356.6	391.4	201.5	
	REL	40.3	49.4	49.4	69.4	282.9	
	Total	360.0	404.9	406.0	460.8	486.3	
Physical Science	AST	89.7	84.2	91.7	95.3	86.9	
	GLG	116.7	99.4	112.0	120.7	125.2	
	PHS	14.4	21.5	18.4	17.0	17.3	
	PHY	93.2	92.8	96.8	108.2	107.8	
	Total	313.9	298.0	318.9	341.2	337.3	
Psychology	PSY	542.8	547.0	604.7	670.6	687.9	
	Total	542.8	547.0	604.7	670.6	687.9	
Public Safety Sciences	AGB	0.9	0.4				
	AGL	2.1	2.3	0.1			
	AGS	10.9	9.0	0.4			
	AJS	168.1	162.2	182.6	232.7	252.2	
	AUT	130.2	115.6	105.2	118.1	122.8	
	EMT	208.7	207.2	236.1	220.2	244.7	
	FSC	196.9	219.2	183.3	187.9	170.8	
	IND	9.8					
	LEO	36.2	31.4	53.4	46.1	54.9	
	TTD	24.2	30.2	30.8	37.0	29.1	
	Total	788.0	777.5	791.8	842.1	874.4	

GCC Fiscal Year FTSE Trends

		FY 06-07	FY 07-08	FY 08-09	FY 09-10	FY 10-11	Trends
Social Science	AIS					3.7 ↑
	ASB	46.6	43.8	37.0	52.5	58.6 ↑
	ASM	23.5	29.1	30.9	39.1	45.5 ↑
	ECN	156.5	140.8	144.8	149.6	150.4 ↓
	EDU	143.2	127.3	133.6	143.9	141.7 ↓
	GCU	14.7	15.1	15.6	15.6	11.2 ↓
	GPH	34.9	32.9	34.6	38.6	40.1 ↓
	HIS	148.8	134.5	146.2	166.9	178.7 ↑
	LDR	0.7				 ↓
	POS	55.5	55.4	54.8	55.8	48.6 ↓
	SOC	183.5	164.2	162.5	185.3	181.8 ↓
	SWU	7.9	8.3	7.6	10.4	17.7 ↑
	WST	1.4				 ↓
	Total	817.1	751.6	767.3	857.7	877.9 ↓
Technology & Consumer Sci	AEN				1.3	1.9 ↑
	ART	72.5	35.2	34.3	20.3	 ↓
	BLT	14.3	9.7	3.0	3.6	4.4 ↓
	CAD	44.6	42.8	47.1	43.3	41.6 ↓
	CET	2.2	1.9	1.2	1.9	2.0 ↓
	CFS	117.6	111.6	111.9	131.5	141.1 ↑
	CNT	31.1	35.1	39.6	46.7	44.7 ↑
	DFT	5.0	5.6	5.8	4.1	4.3 ↓
	ECE	17.0	17.3	19.9	23.3	24.7 ↑
	ECH	27.7	23.0	8.8	9.3	1.7 ↓
	EED	0.8	5.1	36.9	37.9	39.0 ↑
	EEE	5.9	6.0	7.4	10.7	9.6 ↑
	ELC	3.4	5.9	3.1	2.3	1.5 ↓
	ELT	24.1	23.4	17.2	12.0	11.6 ↓
	FCS	0.1	0.1	0.3	1.3	1.0 ↑
	FON	73.2	102.4	114.3	145.2	170.4 ↑
	GTC	23.7	18.0	12.5	18.4	17.1 ↓
	HEC	2.3	1.9	2.1	2.0	2.9 ↑
	INT	28.3	27.1	21.9	17.8	22.0 ↓
	ITD				-	3.4 ↑
	MIT	1.7			0.5	0.4 ↓
	NET	1.1	1.7	1.6	1.6	3.6 ↑
	TCM	2.1	4.3	4.5	5.7	4.1 ↑
	TEC	10.5	9.2	8.0	8.0	9.9 ↓
	VPT	9.5	14.5	21.8	22.4	28.4 ↑
	WLD	15.4	17.5	18.9	18.7	15.6 ↓
	Total	534.1	519.3	541.8	589.6	606.9 ↓