

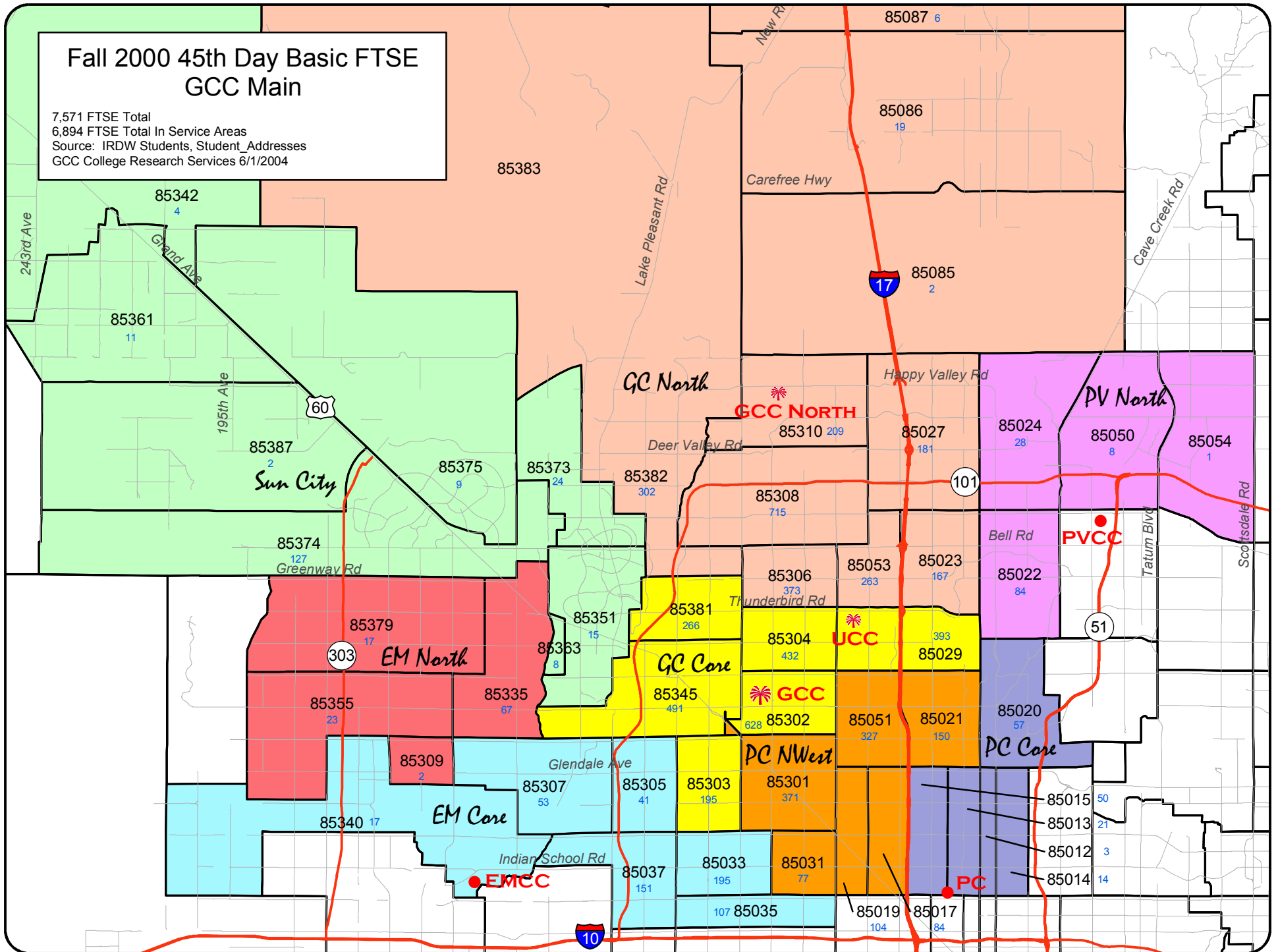


**GCC Main 45th Day Certified FTSE by Service Area & Zip Code**

**Table of Contents**

# Fall 2000 45th Day Basic FTSE GCC Main

7,571 FTSE Total  
 6,894 FTSE Total In Service Areas  
 Source: IRDW Students, Student\_Addresses  
 GCC College Research Services 6/1/2004



**Glendale Community College - Main Campus  
45th Day Basic FTSE by Service Area & Zip Code**

		Fall 1997	Fall 1998	Fall 1999	Fall 2000
EM Core	85033	224	214	208	195
	85035	120	123	115	107
	85037	163	152	162	151
	85305	51	45	40	41
	85307	42	54	54	53
	85340	29	28	26	17
	Total	629	616	605	565
EM North	85309	4	1	2	2
	85335	28	30	40	67
	85355	18	21	33	23
	85379		1	4	17
	Total	50	53	78	110
GCC Core	85029	413	407	411	393
	85302	662	632	644	628
	85303	203	200	183	195
	85304	482	437	435	432
	85313		0		1
	85345	482	465	460	491
	85381	270	295	299	266
	Total	2,512	2,436	2,432	2,406
GCC North	85023	493	429	201	167
	85027	194	216	209	181
	85053		48	241	263
	85085			1	2
	85086			3	19
	85087			5	6
	85306	387	389	366	373
	85308	586	617	720	715
	85310	198	210	216	209
	85382	146	188	253	302
	Total	2,004	2,096	2,214	2,236
	PC Core	85012	6	3	3
85013		21	18	15	21
85014		17	12	10	14

GCC IE Office updated 04/14/2004

Source: IRDW, Ftse\_details

Numbers may not add up due to rounding

Numbers do not reflect any manual adjustments made to the official 45th day reports

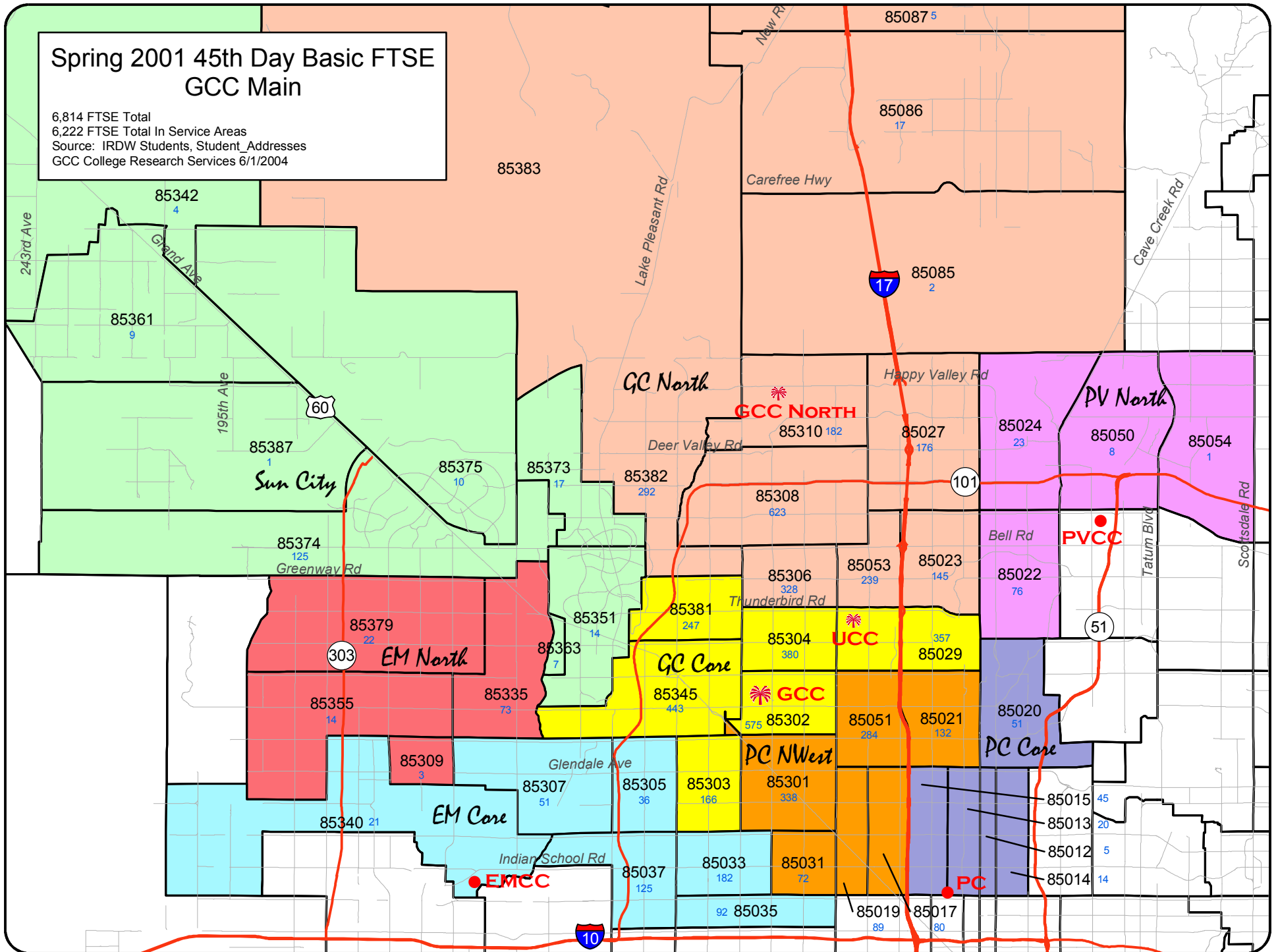
**Glendale Community College - Main Campus  
45th Day Basic FTSE by Service Area & Zip Code**

		Fall 1997	Fall 1998	Fall 1999	Fall 2000
	85015	49	49	48	50
	85020	83	76	65	57
	Total	177	158	141	144
PC Northwest	85017	87	97	108	84
	85019	98	100	95	104
	85021	158	155	155	150
	85031	94	91	81	77
	85051	354	386	335	327
	85301	402	374	390	371
	Total	1,194	1,204	1,164	1,114
PV North	85022	108	105	92	84
	85024	36	39	26	28
	85050		3	8	8
	85054			1	1
	Total	144	147	127	122
Sun City	85342	2	1	4	4
	85351	23	17	15	15
	85361	12	14	8	11
	85363	9	7	7	8
	85373	7	14	19	24
	85374	55	91	91	127
	85375	11	11	9	9
	85387			1	2
	Total	119	154	153	198
Non-Service Area	Other	629	696	688	677
	Total	629	696	688	677
Total		7,456	7,559	7,602	7,571

GCC IE Office updated 04/14/2004  
Source: IRDW, Ftse\_details  
Numbers may not add up due to rounding  
Numbers do not reflect any manual adjustments made to the official 45th day reports

# Spring 2001 45th Day Basic FTSE GCC Main

6,814 FTSE Total  
 6,222 FTSE Total In Service Areas  
 Source: IRDW Students, Student\_Addresses  
 GCC College Research Services 6/1/2004



**Glendale Community College - Main Campus  
45th Day Basic FTSE by Service Area & Zip Code**

		Spring 1998	Spring 1999	Spring 2000	Spring 2001
EM Core	85033	214	201	164	182
	85035	96	93	96	92
	85037	159	144	147	125
	85305	39	41	31	36
	85307	43	45	47	51
	85340	23	27	20	21
	Total	574	550	506	506
EM North	85309	2	1	2	3
	85335	22	29	36	73
	85355	15	22	29	14
	85379		4	5	22
	Total	39	56	72	111
GCC Core	85029	360	351	380	357
	85302	592	605	612	575
	85303	168	173	169	166
	85304	397	399	398	380
	85345	424	429	427	443
	85381	238	269	262	247
	Total	2,179	2,226	2,248	2,168
GCC North	85023	450	326	174	145
	85027	160	208	201	176
	85053		99	208	239
	85085			1	2
	85086			4	17
	85087			6	5
	85306	314	349	330	328
	85308	546	597	651	623
	85310	172	182	182	182
	85382	134	192	229	292
	Total	1,776	1,953	1,985	2,009
	PC Core	85012	6	3	4
85013		18	15	11	20
85014		15	12	11	14
85015		45	44	43	45

GCC IE Office updated 04/14/2004

Source: IRDW, Ftse\_details

Numbers may not add up due to rounding

Numbers do not reflect any manual adjustments made to the official 45th day reports

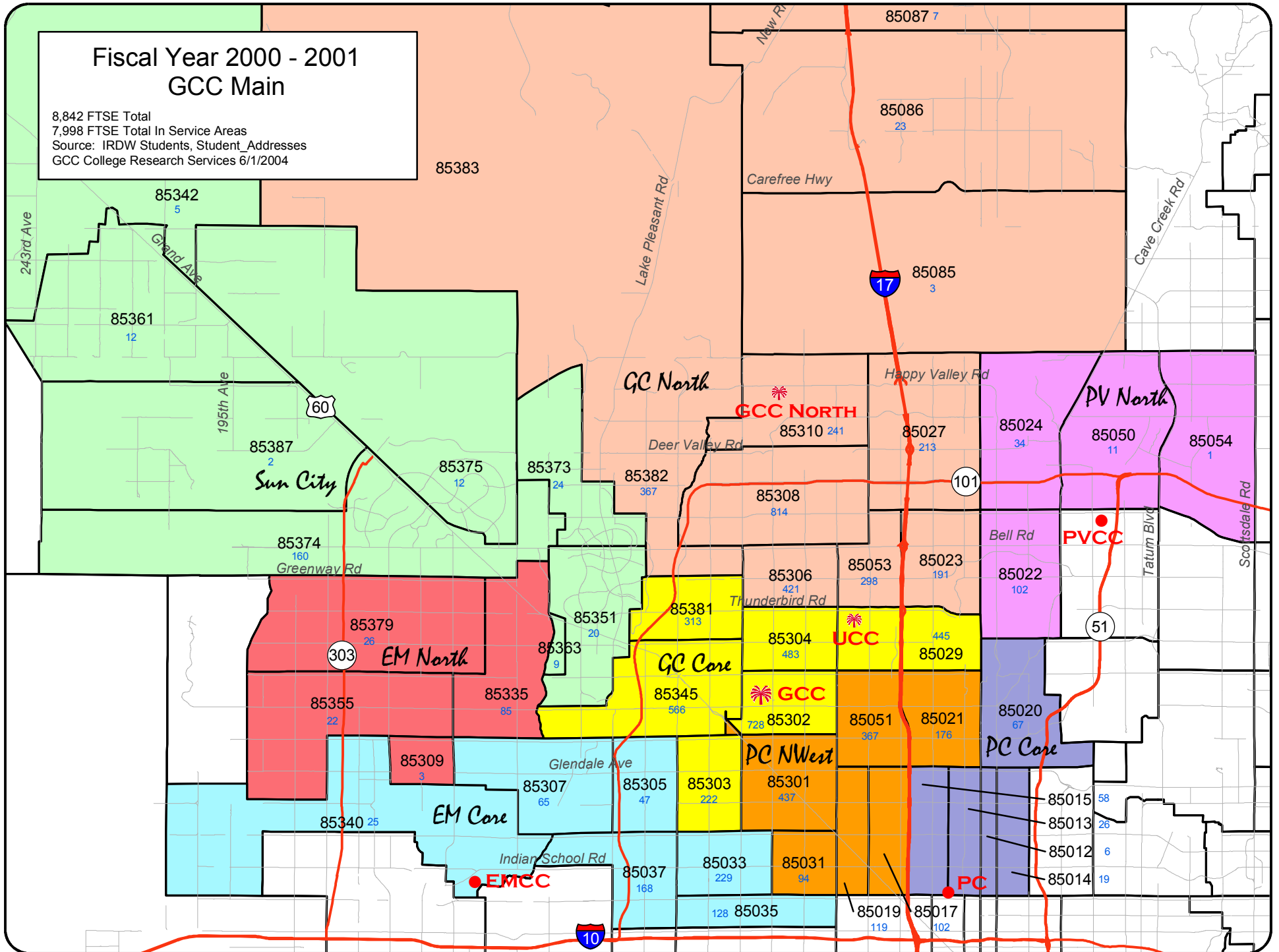
**Glendale Community College - Main Campus  
45th Day Basic FTSE by Service Area & Zip Code**

		Spring 1998	Spring 1999	Spring 2000	Spring 2001
	85020	77	65	57	51
	Total	160	139	126	135
PC Northwest	85017	79	89	87	80
	85019	87	87	84	89
	85021	145	140	143	132
	85031	82	80	83	72
	85051	323	330	294	284
	85301	356	352	351	338
	Total	1,073	1,079	1,042	995
PV North	85022	99	98	82	76
	85024	36	28	23	23
	85050		3	12	8
	85054	0		1	1
	Total	136	130	118	109
Sun City	85342	2	1	4	4
	85351	24	17	13	14
	85361	9	9	8	9
	85363	8	8	6	7
	85373	10	13	18	17
	85374	59	82	104	125
	85375	10	8	7	10
	85387		1	0	1
	Total	122	140	161	188
Non-Service Area	Other	550	585	563	592
	Total	550	585	563	592
Total		6,609	6,858	6,820	6,814

GCC IE Office updated 04/14/2004  
Source: IRDW, Ftse\_details  
Numbers may not add up due to rounding  
Numbers do not reflect any manual adjustments made to the official 45th day reports

# Fiscal Year 2000 - 2001 GCC Main

8,842 FTSE Total  
7,998 FTSE Total In Service Areas  
Source: IRDW Students, Student\_Addresses  
GCC College Research Services 6/1/2004



**Glendale Community College - Main Campus  
Fiscal Year FTSE by Service Area & Zip Code**

		FY 1997-1998	FY 1998-1999	FY 1999-2000	FY 2000-2001
		Yearly FTSE	Yearly FTSE	Yearly FTSE	Yearly FTSE
EM Core	85033	263	249	229	229
	85035	131	129	130	128
	85037	193	179	189	168
	85305	52	52	43	47
	85307	53	62	67	65
	85340	33	33	29	25
	Total	725	704	686	664
EM North	85309	4	2	3	3
	85335	31	38	50	85
	85355	19	25	36	22
	85379		4	7	26
	Total	53	68	95	137
GCC Core	85029	457	453	468	445
	85302	747	746	762	728
	85303	224	227	217	222
	85304	522	504	497	483
	85313		0		0
	85345	542	536	537	566
	85381	302	337	338	313
	Total	2,795	2,803	2,818	2,757
GCC North	85023	556	424	223	191
	85027	215	255	245	213
	85053	1	118	272	298
	85085			2	3
	85086			8	23
	85087			7	7
	85306	416	436	411	421
	85308	677	733	815	814
	85310	216	233	239	241
	85382	172	230	292	367
	85383	0			0
	Total	2,253	2,429	2,512	2,578
PC Core	85012	7	5	4	6

GCC IE Office updated 07/07/2004  
Source: IRDW, Ftse\_details  
Numbers may not add up due to rounding  
Numbers do not reflect any manual adjustments made to the official 45th day reports

**Glendale Community College - Main Campus  
Fiscal Year FTSE by Service Area & Zip Code**

		FY 1997-1998	FY 1998-1999	FY 1999-2000	FY 2000-2001
		Yearly FTSE	Yearly FTSE	Yearly FTSE	Yearly FTSE
	85013	23	20	16	26
	85014	20	15	15	19
	85015	57	58	56	58
	85020	95	87	76	67
	Total	201	185	168	176
PC Northwest	85017	105	114	117	102
	85019	110	114	113	119
	85021	183	180	182	176
	85031	107	104	101	94
	85051	403	427	383	367
	85301	458	440	447	437
	Total	1,366	1,380	1,345	1,295
PV North	85022	127	125	108	102
	85024	45	43	31	34
	85050		5	13	11
	85054	0	0	1	1
	Total	172	172	153	148
Sun City	85342	2	1	4	5
	85351	30	23	19	20
	85361	13	13	10	12
	85363	10	10	8	9
	85373	12	19	23	24
	85374	72	110	125	160
	85375	13	11	10	12
	85387		1	1	2
	Total	152	188	200	244
Non-Service Area	Other	789	847	843	844
	Total	789	847	843	844
Total		8,505	8,776	8,821	8,842

GCC IE Office updated 07/07/2004

Source: IRDW, Ftse\_details

Numbers may not add up due to rounding

Numbers do not reflect any manual adjustments made to the official 45th day reports