

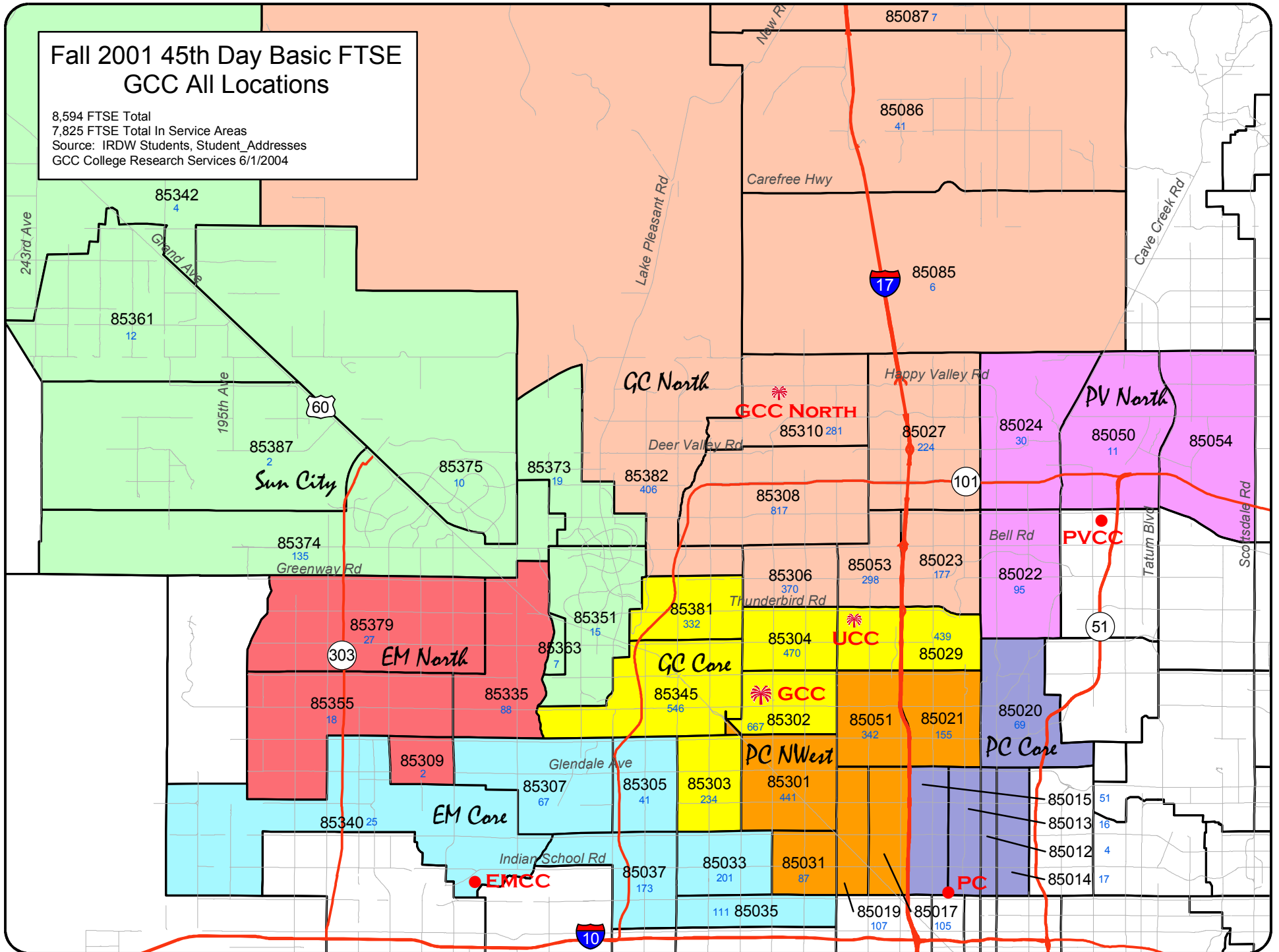


**GCC All Locations 45th Day Certified FTSE by Service Area & Zip Code**

**Table of Contents**

# Fall 2001 45th Day Basic FTSE GCC All Locations

8,594 FTSE Total  
 7,825 FTSE Total In Service Areas  
 Source: IRDW Students, Student Addresses  
 GCC College Research Services 6/1/2004



**Glendale Community College  
45th Day Basic FTSE by Service Area & Zip Code**

		Fall 1998	Fall 1999	Fall 2000	Fall 2001
EM Core	85033	217	213	199	201
	85035	124	116	110	111
	85037	156	169	161	173
	85305	46	41	45	41
	85307	56	56	57	67
	85340	28	27	18	25
	Total	627	621	590	618
EM North	85309	1	2	2	2
	85335	42	53	74	88
	85355	21	34	24	18
	85379	1	5	19	27
	Total	66	93	118	135
GCC Core	85029	417	456	445	439
	85302	645	693	678	667
	85303	203	190	212	234
	85304	450	466	471	470
	85313	0		1	
	85345	475	499	521	546
	85381	301	326	300	332
	Total	2,491	2,631	2,626	2,688
GCC North	85023	451	228	195	177
	85027	225	222	211	224
	85053	51	269	318	298
	85085		1	3	6
	85086		3	22	41
	85087		5	7	7
	85306	407	395	425	370
	85308	639	782	815	817
	85310	220	246	282	281
	85382	195	274	361	406
	85383				23
	Total	2,188	2,425	2,639	2,649
PC Core	85012	3	4	4	4
	85013	18	17	22	16

GCC IE Office updated 04/14/2004

Source: IRDW, Ftse\_details

Numbers may not add up due to rounding

Numbers do not reflect any manual adjustments made to the official 45th day reports

**Glendale Community College  
45th Day Basic FTSE by Service Area & Zip Code**

		Fall 1998	Fall 1999	Fall 2000	Fall 2001
	85014	13	11	15	17
	85015	49	56	58	51
	85020	79	71	67	69
	Total	162	159	166	157
PC Northwest	85017	98	117	97	105
	85019	103	100	111	107
	85021	159	171	168	155
	85031	93	86	80	87
	85051	397	362	362	342
	85301	380	468	438	441
	Total	1,229	1,304	1,256	1,237
PV North	85022	113	105	95	95
	85024	40	27	31	30
	85050	3	8	9	11
	85054		2	1	0
	Total	156	142	136	137
Sun City	85342	1	4	4	4
	85351	17	15	17	15
	85361	14	8	11	12
	85363	8	7	9	7
	85373	14	21	27	19
	85374	99	102	134	135
	85375	11	9	9	10
	85387		1	2	2
	Total	163	167	212	203
Non-Service Area	Other	725	741	736	769
	Total	725	741	736	769
Total		7,807	8,282	8,480	8,594

GCC IE Office updated 04/14/2004

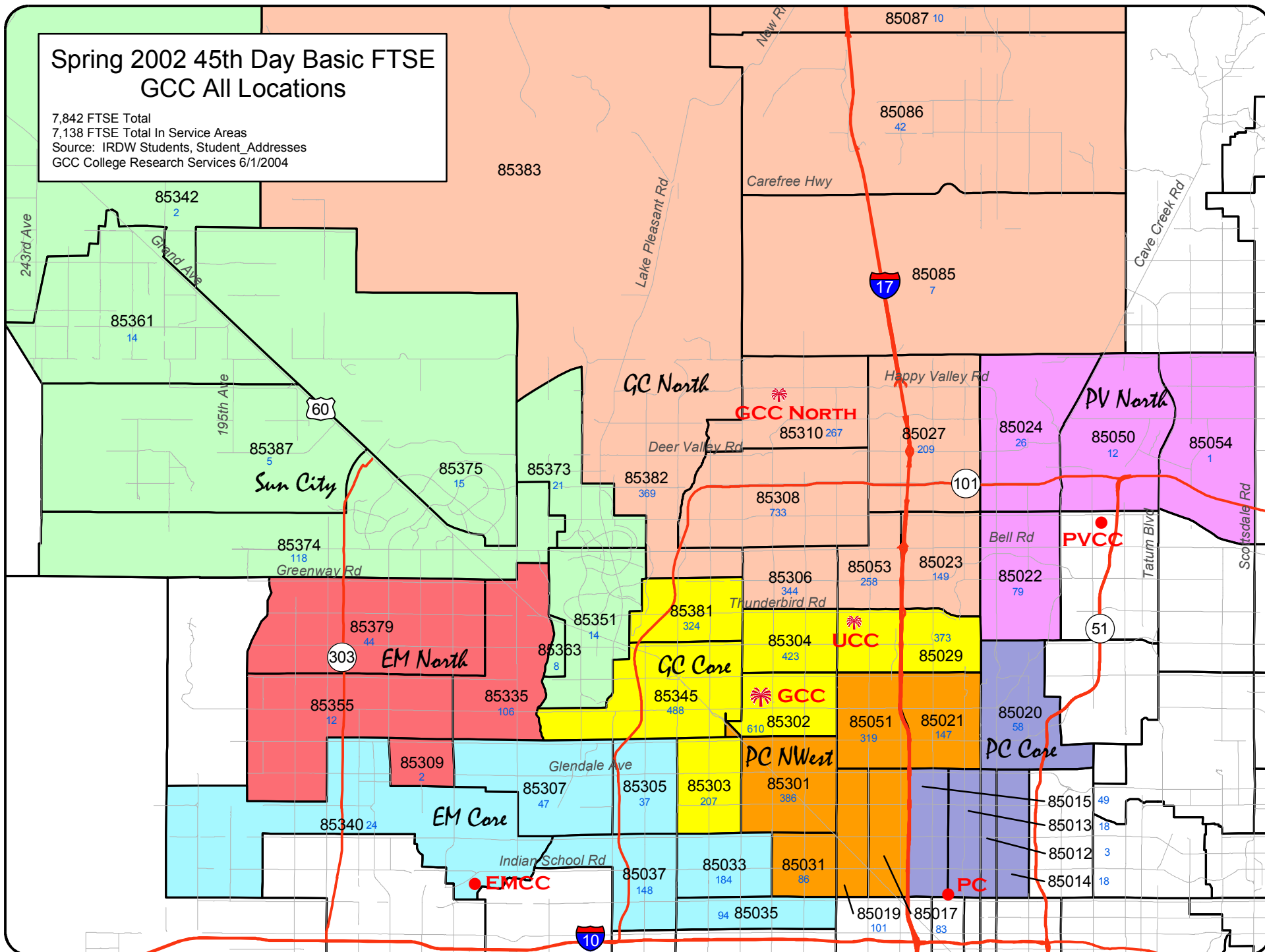
Source: IRDW, Ftse\_details

Numbers may not add up due to rounding

Numbers do not reflect any manual adjustments made to the official 45th day reports

# Spring 2002 45th Day Basic FTSE GCC All Locations

7,842 FTSE Total  
 7,138 FTSE Total In Service Areas  
 Source: IRDW Students, Student\_Addresses  
 GCC College Research Services 6/1/2004



**Glendale Community College  
45th Day Basic FTSE by Service Area & Zip Code**

		Spring 1999	Spring 2000	Spring 2001	Spring 2002
EM Core	85033	204	167	185	184
	85035	95	97	95	94
	85037	146	153	129	148
	85305	42	32	37	37
	85307	46	48	54	47
	85340	28	20	21	24
	Total	560	518	522	534
EM North	85309	1	2	3	2
	85335	40	47	78	106
	85355	23	29	14	12
	85379	4	6	24	44
	Total	68	84	118	163
GCC Core	85029	364	404	382	373
	85302	617	628	592	610
	85303	175	173	170	207
	85304	413	425	412	423
	85345	442	442	464	488
	85381	280	284	267	324
	Total	2,290	2,356	2,288	2,424
GCC North	85023	347	183	160	149
	85027	219	210	208	209
	85053	104	223	270	258
	85085		1	4	7
	85086		5	24	42
	85087		6	8	10
	85306	365	354	365	344
	85308	636	702	723	733
	85310	206	208	251	267
	85382	202	255	349	369
	85383				47
	Total	2,079	2,147	2,361	2,435
	PC Core	85012	3	4	6
85013		15	12	20	18
85014		12	12	15	18

GCC IE Office updated 04/14/2004

Source: IRDW, Ftse\_details

Numbers may not add up due to rounding

Numbers do not reflect any manual adjustments made to the official 45th day reports

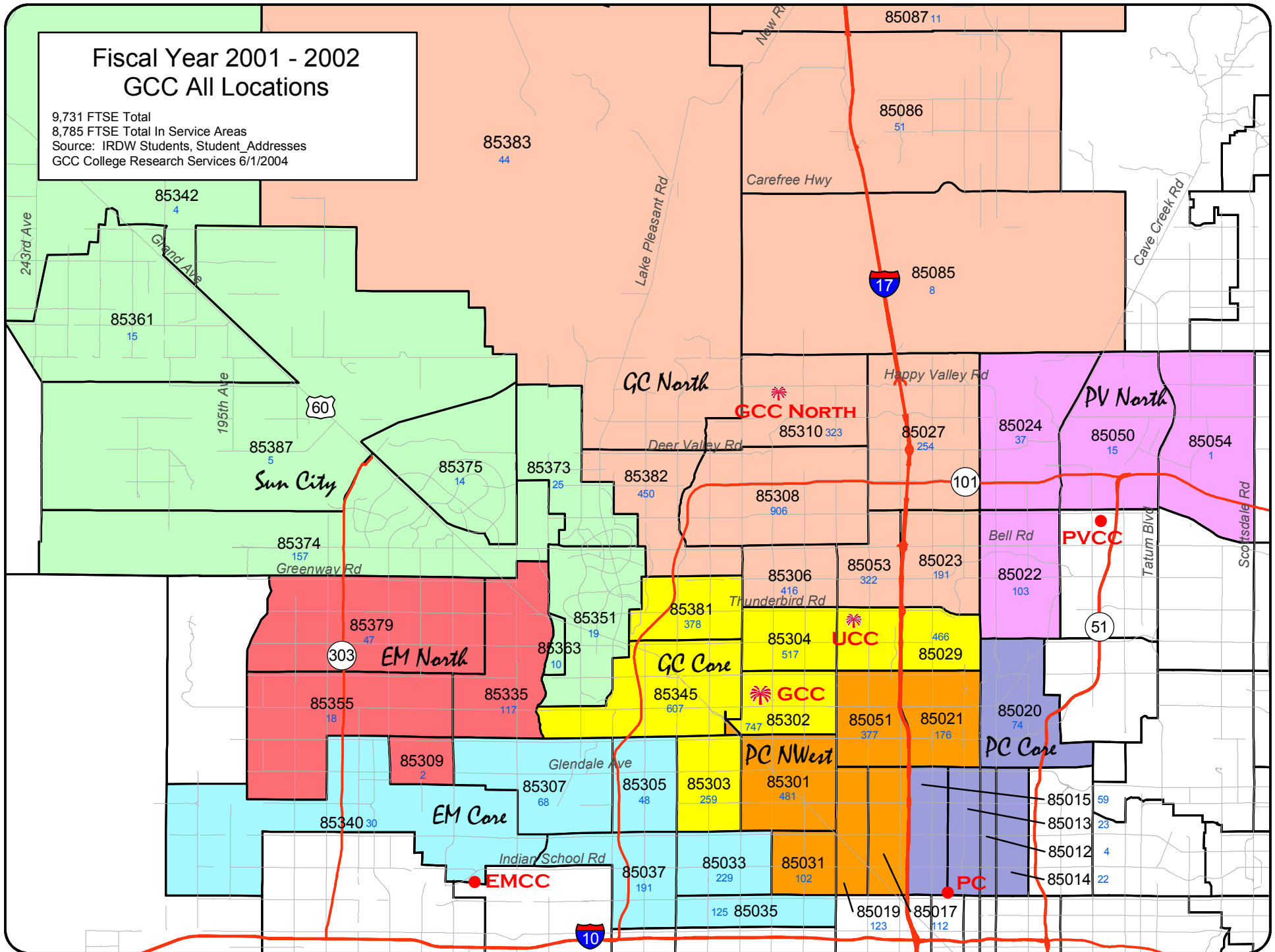
**Glendale Community College  
45th Day Basic FTSE by Service Area & Zip Code**

		Spring 1999	Spring 2000	Spring 2001	Spring 2002
	85015	45	43	48	49
	85020	69	61	55	58
	Total	143	132	144	146
PC Northwest	85017	90	89	83	83
	85019	89	86	91	101
	85021	143	146	137	147
	85031	81	88	73	86
	85051	338	302	297	319
	85301	358	358	348	386
	Total	1,099	1,069	1,030	1,122
PV North	85022	105	87	86	79
	85024	30	24	28	26
	85050	4	12	10	12
	85054		1	1	1
	Total	139	123	125	118
Sun City	85342	1	4	4	2
	85351	17	13	16	14
	85361	9	9	10	14
	85363	8	6	8	8
	85373	14	20	18	21
	85374	88	110	132	118
	85375	8	7	11	15
	85387	1	1	1	5
	Total	146	170	199	196
Non-Service Area	Other	612	592	627	704
	Total	612	592	627	704
Total		7,137	7,191	7,413	7,842

GCC IE Office updated 04/14/2004  
Source: IRDW, Ftse\_details  
Numbers may not add up due to rounding  
Numbers do not reflect any manual adjustments made to the official 45th day reports

# Fiscal Year 2001 - 2002 GCC All Locations

9,731 FTSE Total  
8,785 FTSE Total In Service Areas  
Source: IRDW Students, Student\_Addresses  
GCC College Research Services 6/1/2004



**Glendale Community College  
Fiscal Year FTSE by Service Area & Zip Code**

		FY 1998-1999	FY 1999-2000	FY 2000-2001	FY 2001-2002
		Yearly FTSE	Yearly FTSE	Yearly FTSE	Yearly FTSE
EM Core	85033	252	233	233	229
	85035	131	131	131	125
	85037	182	195	176	191
	85305	53	44	50	48
	85307	64	69	69	68
	85340	34	29	26	30
	Total	716	702	686	690
EM North	85309	2	3	3	2
	85335	51	63	92	117
	85355	25	37	23	18
	85379	4	8	27	47
	Total	82	110	146	184
GCC Core	85029	466	504	486	466
	85302	760	796	765	747
	85303	230	222	233	259
	85304	518	528	521	517
	85313	0		0	
	85345	548	566	594	607
	85381	346	364	342	378
	Total	2,869	2,980	2,943	2,975
GCC North	85023	447	242	216	191
	85027	266	258	248	254
	85053	123	295	344	322
	85085		2	4	8
	85086		9	29	51
	85087		7	9	11
	85306	454	439	469	416
	85308	767	876	927	906
	85310	251	269	323	323
	85382	239	317	432	450
	85383			0	44
	Total	2,546	2,712	3,002	2,977
PC Core	85012	5	5	6	4

GCC IE Office updated 07/07/2004

Source: IRDW, Ftse\_details

Numbers may not add up due to rounding

Numbers do not reflect any manual adjustments made to the official 45th day reports

**Glendale Community College  
Fiscal Year FTSE by Service Area & Zip Code**

		FY 1998-1999	FY 1999-2000	FY 2000-2001	FY 2001-2002
		Yearly FTSE	Yearly FTSE	Yearly FTSE	Yearly FTSE
	85013	21	17	28	23
	85014	16	16	19	22
	85015	58	60	65	59
	85020	90	82	75	74
	Total	190	180	193	183
PC Northwest	85017	115	123	110	112
	85019	116	117	124	123
	85021	184	192	188	176
	85031	106	106	97	102
	85051	437	402	394	377
	85301	447	491	476	481
	Total	1,405	1,431	1,388	1,371
PV North	85022	133	117	114	103
	85024	44	33	39	37
	85050	5	13	12	15
	85054	0	2	1	1
	Total	182	164	166	156
Sun City	85342	1	4	5	4
	85351	23	20	22	19
	85361	13	10	12	15
	85363	10	8	10	10
	85373	19	24	27	25
	85374	119	134	168	157
	85375	11	10	13	14
	85387	1	1	2	5
	Total	197	212	259	249
Non-Service Area	Other	883	897	909	946
	Total	883	897	909	946
Total		9,071	9,388	9,691	9,731

GCC IE Office updated 07/07/2004  
Source: IRDW, Ftse\_details  
Numbers may not add up due to rounding  
Numbers do not reflect any manual adjustments made to the official 45th day reports