

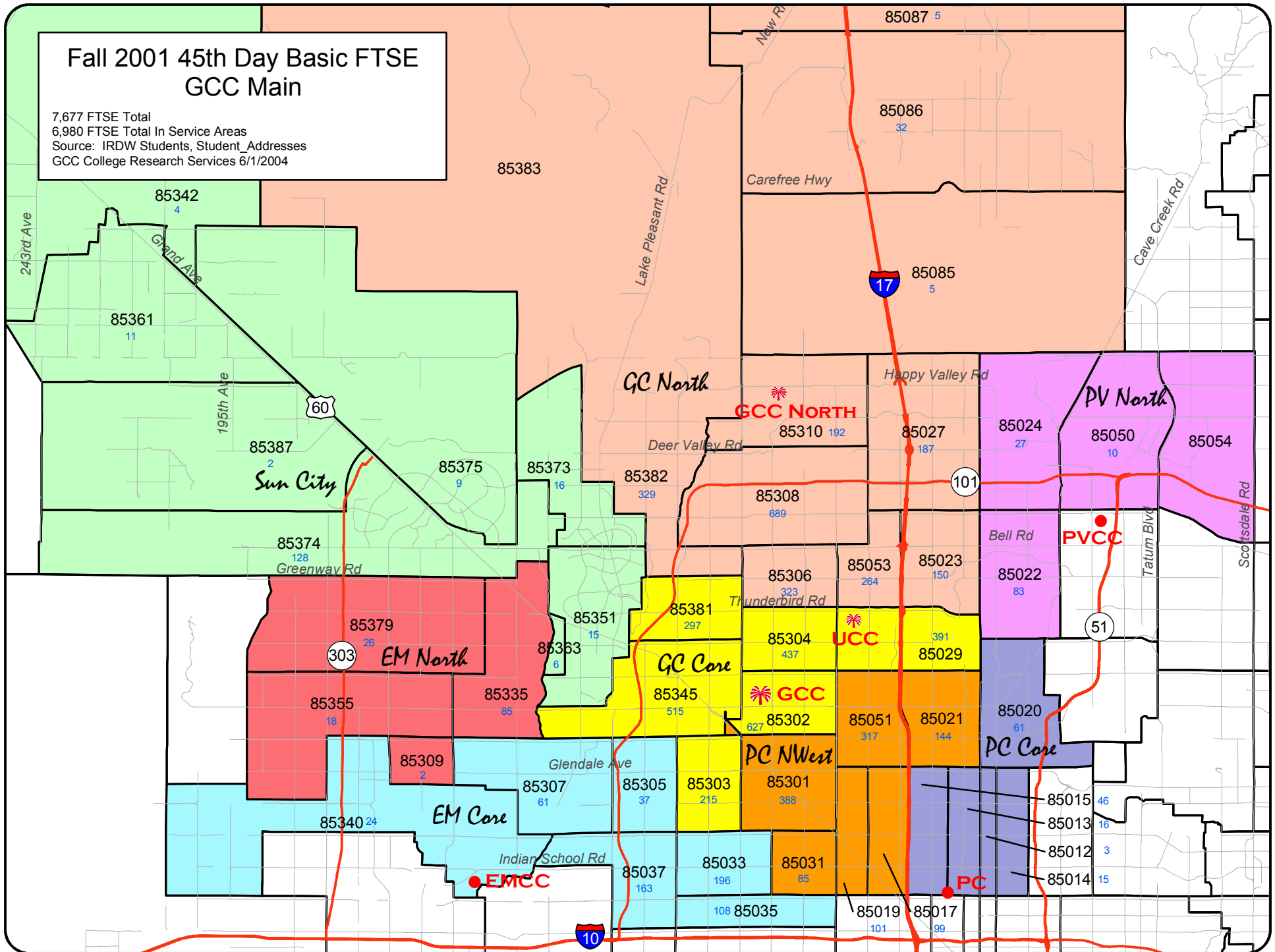


GCC Main 45th Day Certified FTSE by Service Area & Zip Code

Table of Contents

Fall 2001 45th Day Basic FTSE GCC Main

7,677 FTSE Total
 6,980 FTSE Total In Service Areas
 Source: IRDW Students, Student_Addresses
 GCC College Research Services 6/1/2004



**Glendale Community College - Main Campus
45th Day Basic FTSE by Service Area & Zip Code**

		Fall 1998	Fall 1999	Fall 2000	Fall 2001
EM Core	85033	214	208	195	196
	85035	123	115	107	108
	85037	152	162	151	163
	85305	45	40	41	37
	85307	54	54	53	61
	85340	28	26	17	24
	Total	616	605	565	590
EM North	85309	1	2	2	2
	85335	30	40	67	85
	85355	21	33	23	18
	85379	1	4	17	26
	Total	53	78	110	130
GCC Core	85029	407	411	393	391
	85302	632	644	628	627
	85303	200	183	195	215
	85304	437	435	432	437
	85313	0		1	
	85345	465	460	491	515
	85381	295	299	266	297
	Total	2,436	2,432	2,406	2,481
GCC North	85023	429	201	167	150
	85027	216	209	181	187
	85053	48	241	263	264
	85085		1	2	5
	85086		3	19	32
	85087		5	6	5
	85306	389	366	373	323
	85308	617	720	715	689
	85310	210	216	209	192
	85382	188	253	302	329
	85383				17
	Total	2,096	2,214	2,236	2,194
PC Core	85012	3	3	3	3
	85013	18	15	21	16

GCC IE Office updated 04/14/2004

Source: IRDW, Ftse_details

Numbers may not add up due to rounding

Numbers do not reflect any manual adjustments made to the official 45th day reports

**Glendale Community College - Main Campus
45th Day Basic FTSE by Service Area & Zip Code**

		Fall 1998	Fall 1999	Fall 2000	Fall 2001
	85014	12	10	14	15
	85015	49	48	50	46
	85020	76	65	57	61
	Total	158	141	144	140
PC Northwest	85017	97	108	84	99
	85019	100	95	104	101
	85021	155	155	150	144
	85031	91	81	77	85
	85051	386	335	327	317
	85301	374	390	371	388
	Total	1,204	1,164	1,114	1,135
PV North	85022	105	92	84	83
	85024	39	26	28	27
	85050	3	8	8	10
	85054		1	1	
	Total	147	127	122	119
Sun City	85342	1	4	4	4
	85351	17	15	15	15
	85361	14	8	11	11
	85363	7	7	8	6
	85373	14	19	24	16
	85374	91	91	127	128
	85375	11	9	9	9
	85387		1	2	2
	Total	154	153	198	191
Non-Service Area	Other	696	688	677	697
	Total	696	688	677	697
Total		7,559	7,602	7,571	7,677

GCC IE Office updated 04/14/2004

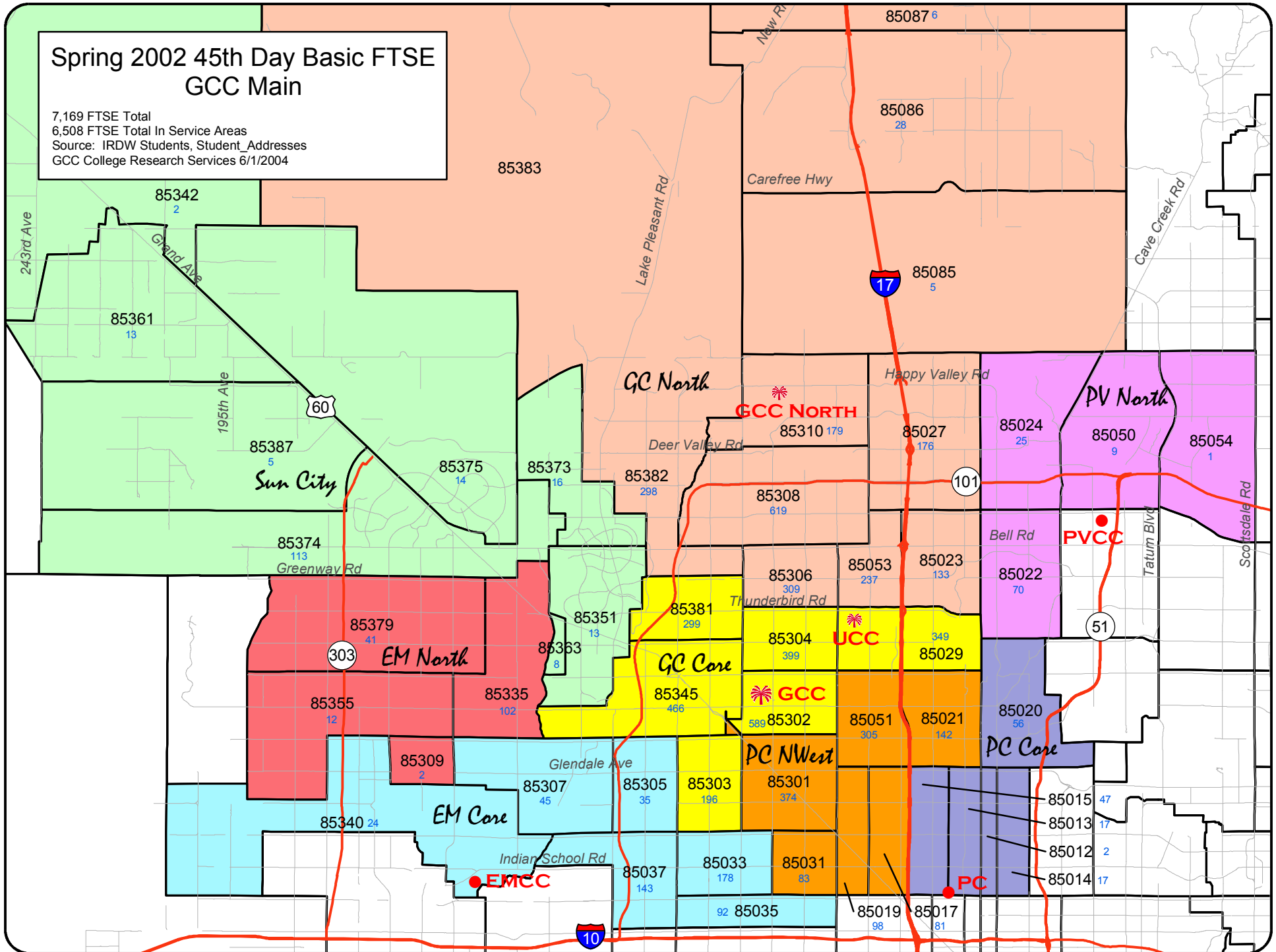
Source: IRDW, Ftse_details

Numbers may not add up due to rounding

Numbers do not reflect any manual adjustments made to the official 45th day reports

Spring 2002 45th Day Basic FTSE GCC Main

7,169 FTSE Total
 6,508 FTSE Total In Service Areas
 Source: IRDW Students, Student_Addresses
 GCC College Research Services 6/1/2004



**Glendale Community College - Main Campus
45th Day Basic FTSE by Service Area & Zip Code**

		Spring 1999	Spring 2000	Spring 2001	Spring 2002
EM Core	85033	201	164	182	178
	85035	93	96	92	92
	85037	144	147	125	143
	85305	41	31	36	35
	85307	45	47	51	45
	85340	27	20	21	24
	Total	550	506	506	519
EM North	85309	1	2	3	2
	85335	29	36	73	102
	85355	22	29	14	12
	85379	4	5	22	41
	Total	56	72	111	157
GCC Core	85029	351	380	357	349
	85302	605	612	575	589
	85303	173	169	166	196
	85304	399	398	380	399
	85345	429	427	443	466
	85381	269	262	247	299
	Total	2,226	2,248	2,168	2,298
GCC North	85023	326	174	145	133
	85027	208	201	176	176
	85053	99	208	239	237
	85085		1	2	5
	85086		4	17	28
	85087		6	5	6
	85306	349	330	328	309
	85308	597	651	623	619
	85310	182	182	182	179
	85382	192	229	292	298
	85383				34
	Total	1,953	1,985	2,009	2,023
PC Core	85012	3	4	5	2
	85013	15	11	20	17
	85014	12	11	14	17

GCC IE Office updated 04/14/2004

Source: IRDW, Ftse_details

Numbers may not add up due to rounding

Numbers do not reflect any manual adjustments made to the official 45th day reports

**Glendale Community College - Main Campus
45th Day Basic FTSE by Service Area & Zip Code**

		Spring 1999	Spring 2000	Spring 2001	Spring 2002
	85015	44	43	45	47
	85020	65	57	51	56
	Total	139	126	135	138
PC Northwest	85017	89	87	80	81
	85019	87	84	89	98
	85021	140	143	132	142
	85031	80	83	72	83
	85051	330	294	284	305
	85301	352	351	338	374
	Total	1,079	1,042	995	1,083
PV North	85022	98	82	76	70
	85024	28	23	23	25
	85050	3	12	8	9
	85054		1	1	1
	Total	130	118	109	105
Sun City	85342	1	4	4	2
	85351	17	13	14	13
	85361	9	8	9	13
	85363	8	6	7	8
	85373	13	18	17	16
	85374	82	104	125	113
	85375	8	7	10	14
	85387	1	0	1	5
	Total	140	161	188	184
Non-Service Area	Other	585	563	592	661
	Total	585	563	592	661
Total		6,858	6,820	6,814	7,169

GCC IE Office updated 04/14/2004

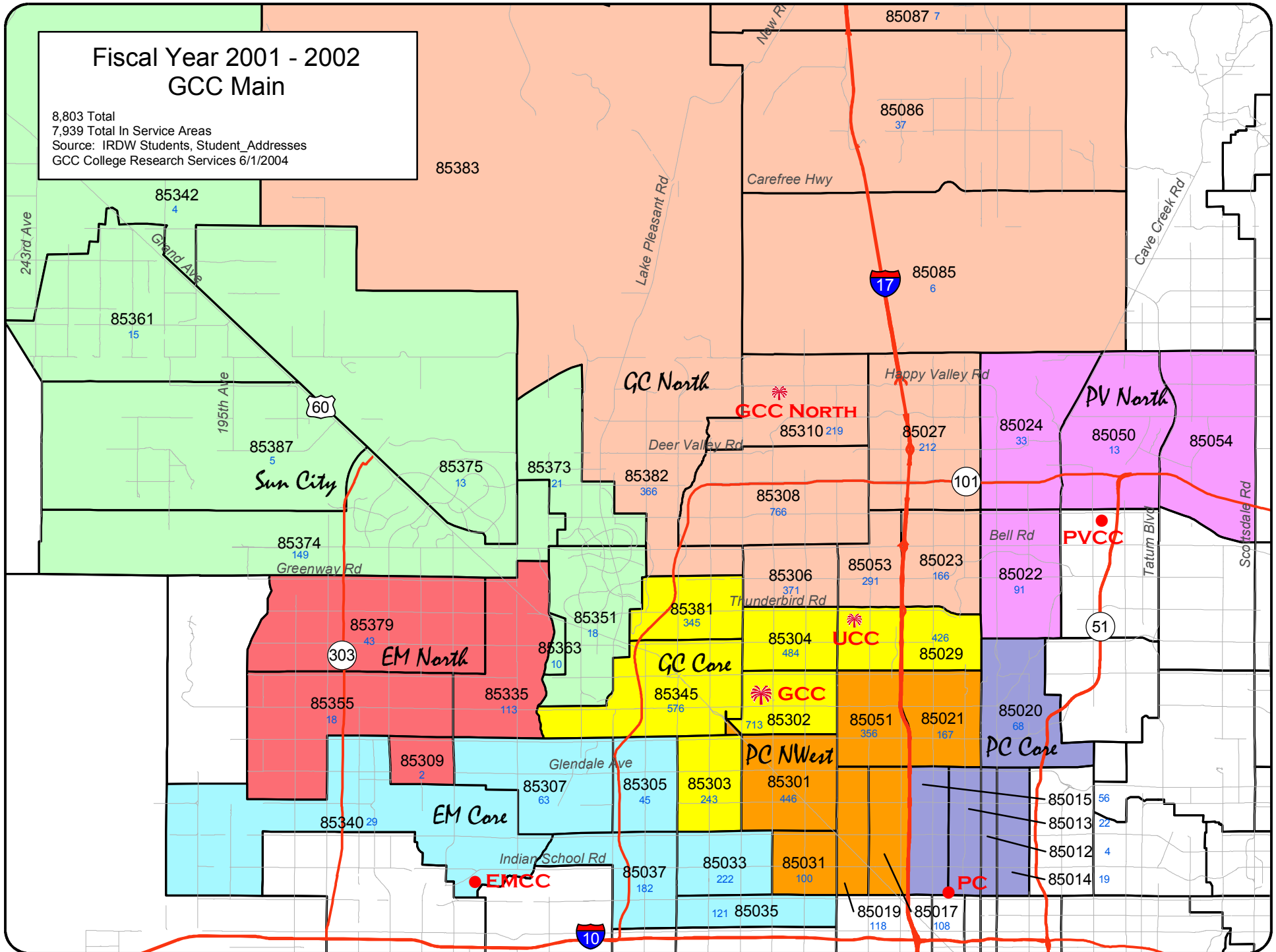
Source: IRDW, Ftse_details

Numbers may not add up due to rounding

Numbers do not reflect any manual adjustments made to the official 45th day reports

Fiscal Year 2001 - 2002 GCC Main

8,803 Total
7,939 Total In Service Areas
Source: IRDW Students, Student_Addresses
GCC College Research Services 6/1/2004



**Glendale Community College - Main Campus
Fiscal Year FTSE by Service Area & Zip Code**

		FY 1998-1999	FY 1999-2000	FY 2000-2001	FY 2001-2002
		Yearly FTSE	Yearly FTSE	Yearly FTSE	Yearly FTSE
EM Core	85033	249	229	229	222
	85035	129	130	128	121
	85037	179	189	168	182
	85305	52	43	47	45
	85307	62	67	65	63
	85340	33	29	25	29
	Total	704	686	664	663
EM North	85309	2	3	3	2
	85335	38	50	85	113
	85355	25	36	22	18
	85379	4	7	26	43
	Total	68	95	137	175
GCC Core	85029	453	468	445	426
	85302	746	762	728	713
	85303	227	217	222	243
	85304	504	497	483	484
	85313	0		0	
	85345	536	537	566	576
	85381	337	338	313	345
	Total	2,803	2,818	2,757	2,788
GCC North	85023	424	223	191	166
	85027	255	245	213	212
	85053	118	272	298	291
	85085		2	3	6
	85086		8	23	37
	85087		7	7	7
	85306	436	411	421	371
	85308	733	815	814	766
	85310	233	239	241	219
	85382	230	292	367	366
	85383			0	33
	Total	2,429	2,512	2,578	2,477
PC Core	85012	5	4	6	4

GCC IE Office updated 07/07/2004
Source: IRDW, Ftse_details
Numbers may not add up due to rounding
Numbers do not reflect any manual adjustments made to the official 45th day reports

**Glendale Community College - Main Campus
Fiscal Year FTSE by Service Area & Zip Code**

		FY 1998-1999	FY 1999-2000	FY 2000-2001	FY 2001-2002
		Yearly FTSE	Yearly FTSE	Yearly FTSE	Yearly FTSE
	85013	20	16	26	22
	85014	15	15	19	19
	85015	58	56	58	56
	85020	87	76	67	68
	Total	185	168	176	169
PC Northwest	85017	114	117	102	108
	85019	114	113	119	118
	85021	180	182	176	167
	85031	104	101	94	100
	85051	427	383	367	356
	85301	440	447	437	446
	Total	1,380	1,345	1,295	1,295
PV North	85022	125	108	102	91
	85024	43	31	34	33
	85050	5	13	11	13
	85054	0	1	1	0
	Total	172	153	148	137
Sun City	85342	1	4	5	4
	85351	23	19	20	18
	85361	13	10	12	15
	85363	10	8	9	10
	85373	19	23	24	21
	85374	110	125	160	149
	85375	11	10	12	13
	85387	1	1	2	5
	Total	188	200	244	234
Non-Service Area	Other	847	843	844	864
	Total	847	843	844	864
Total		8,776	8,821	8,842	8,803

GCC IE Office updated 07/07/2004
Source: IRDW, Ftse_details
Numbers may not add up due to rounding
Numbers do not reflect any manual adjustments made to the official 45th day reports