

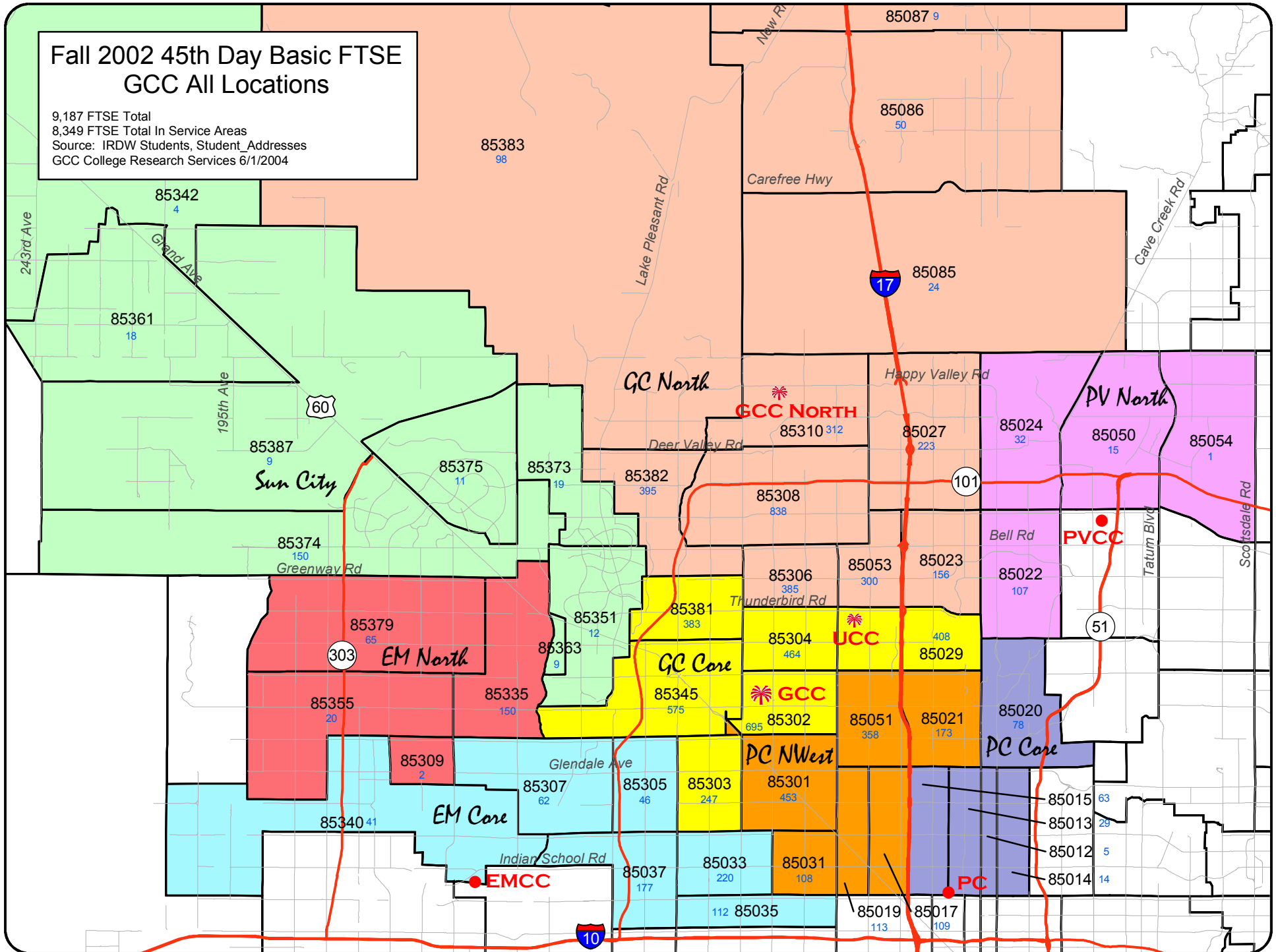


GCC All Locations 45th Day Certified FTSE by Service Area & Zip Code

Table of Contents

Fall 2002 45th Day Basic FTSE GCC All Locations

9,187 FTSE Total
8,349 FTSE Total In Service Areas
Source: IRDW Students, Student_Addresses
GCC College Research Services 6/1/2004



**Glendale Community College
45th Day Basic FTSE by Service Area & Zip Code**

		Fall 1999	Fall 2000	Fall 2001	Fall 2002
EM Core	85033	213	199	201	220
	85035	116	110	111	112
	85037	169	161	173	177
	85305	41	45	41	46
	85307	56	57	67	62
	85340	27	18	25	41
	Total	621	590	618	659
EM North	85309	2	2	2	2
	85335	53	74	88	150
	85355	34	24	18	20
	85379	5	19	27	65
	Total	93	118	135	237
GCC Core	85029	456	445	439	408
	85302	693	678	667	695
	85303	190	212	234	247
	85304	466	471	470	464
	85313		1		
	85345	499	521	546	575
	85381	326	300	332	383
	Total	2,631	2,626	2,688	2,772
GCC North	85023	228	195	177	156
	85027	222	211	224	223
	85053	269	318	298	300
	85085	1	3	6	24
	85086	3	22	41	50
	85087	5	7	7	9
	85306	395	425	370	385
	85308	782	815	817	838
	85310	246	282	281	312
	85382	274	361	406	395
	85383			23	98
	Total	2,425	2,639	2,649	2,791
PC Core	85012	4	4	4	5
	85013	17	22	16	29

GCC IE Office updated 04/14/2004

Source: IRDW, Ftse_details

Numbers may not add up due to rounding

Numbers do not reflect any manual adjustments made to the official 45th day reports

**Glendale Community College
45th Day Basic FTSE by Service Area & Zip Code**

		Fall 1999	Fall 2000	Fall 2001	Fall 2002
	85014	11	15	17	14
	85015	56	58	51	63
	85020	71	67	69	78
	Total	159	166	157	189
PC Northwest	85017	117	97	105	109
	85019	100	111	107	113
	85021	171	168	155	173
	85031	86	80	87	108
	85051	362	362	342	358
	85301	468	438	441	453
	Total	1,304	1,256	1,237	1,314
PV North	85022	105	95	95	107
	85024	27	31	30	32
	85050	8	9	11	15
	85054	2	1	0	1
	Total	142	136	137	155
Sun City	85342	4	4	4	4
	85351	15	17	15	12
	85361	8	11	12	18
	85363	7	9	7	9
	85373	21	27	19	19
	85374	102	134	135	150
	85375	9	9	10	11
	85387	1	2	2	9
	Total	167	212	203	233
Non-Service Area	Other	741	736	769	838
	Total	741	736	769	838
Total		8,282	8,480	8,594	9,187

GCC IE Office updated 04/14/2004

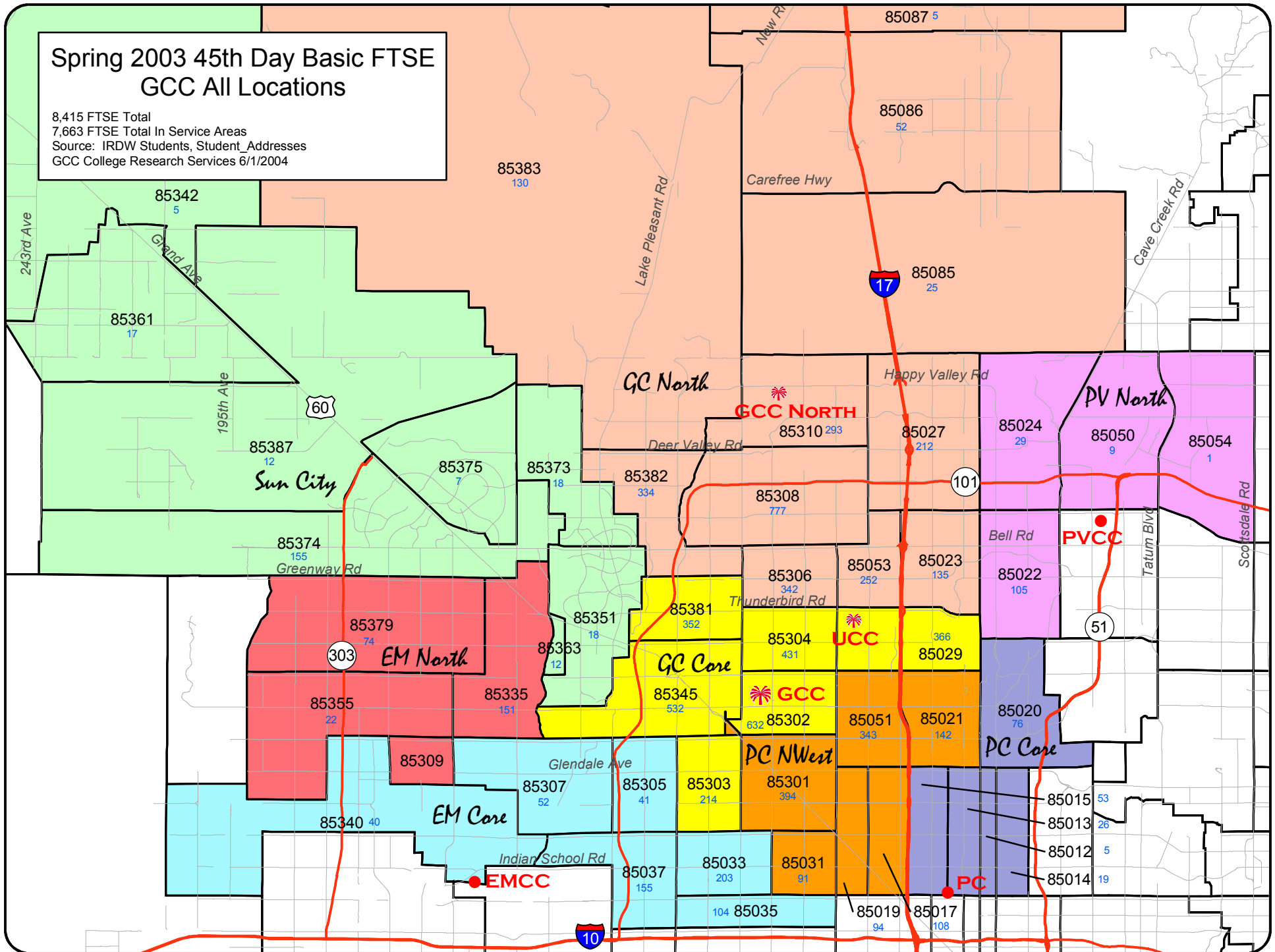
Source: IRDW, Ftse_details

Numbers may not add up due to rounding

Numbers do not reflect any manual adjustments made to the official 45th day reports

Spring 2003 45th Day Basic FTSE GCC All Locations

8,415 FTSE Total
 7,663 FTSE Total In Service Areas
 Source: IRDW Students, Student Addresses
 GCC College Research Services 6/1/2004



**Glendale Community College
45th Day Basic FTSE by Service Area & Zip Code**

		Spring 2000	Spring 2001	Spring 2002	Spring 2003
EM Core	85033	167	185	184	203
	85035	97	95	94	104
	85037	153	129	148	155
	85305	32	37	37	41
	85307	48	54	47	52
	85340	20	21	24	40
	Total	518	522	534	595
EM North	85309	2	3	2	0
	85335	47	78	106	151
	85355	29	14	12	22
	85379	6	24	44	74
	Total	84	118	163	248
GCC Core	85029	404	382	373	366
	85302	628	592	610	632
	85303	173	170	207	214
	85304	425	412	423	431
	85345	442	464	488	532
	85381	284	267	324	352
	Total	2,356	2,288	2,424	2,527
GCC North	85023	183	160	149	135
	85027	210	208	209	212
	85053	223	270	258	252
	85085	1	4	7	25
	85086	5	24	42	52
	85087	6	8	10	5
	85306	354	365	344	342
	85308	702	723	733	777
	85310	208	251	267	293
	85382	255	349	369	334
	85383			47	130
	Total	2,147	2,361	2,435	2,556
	PC Core	85012	4	6	3
85013		12	20	18	26
85014		12	15	18	19

GCC IE Office updated 04/14/2004

Source: IRDW, Ftse_details

Numbers may not add up due to rounding

Numbers do not reflect any manual adjustments made to the official 45th day reports

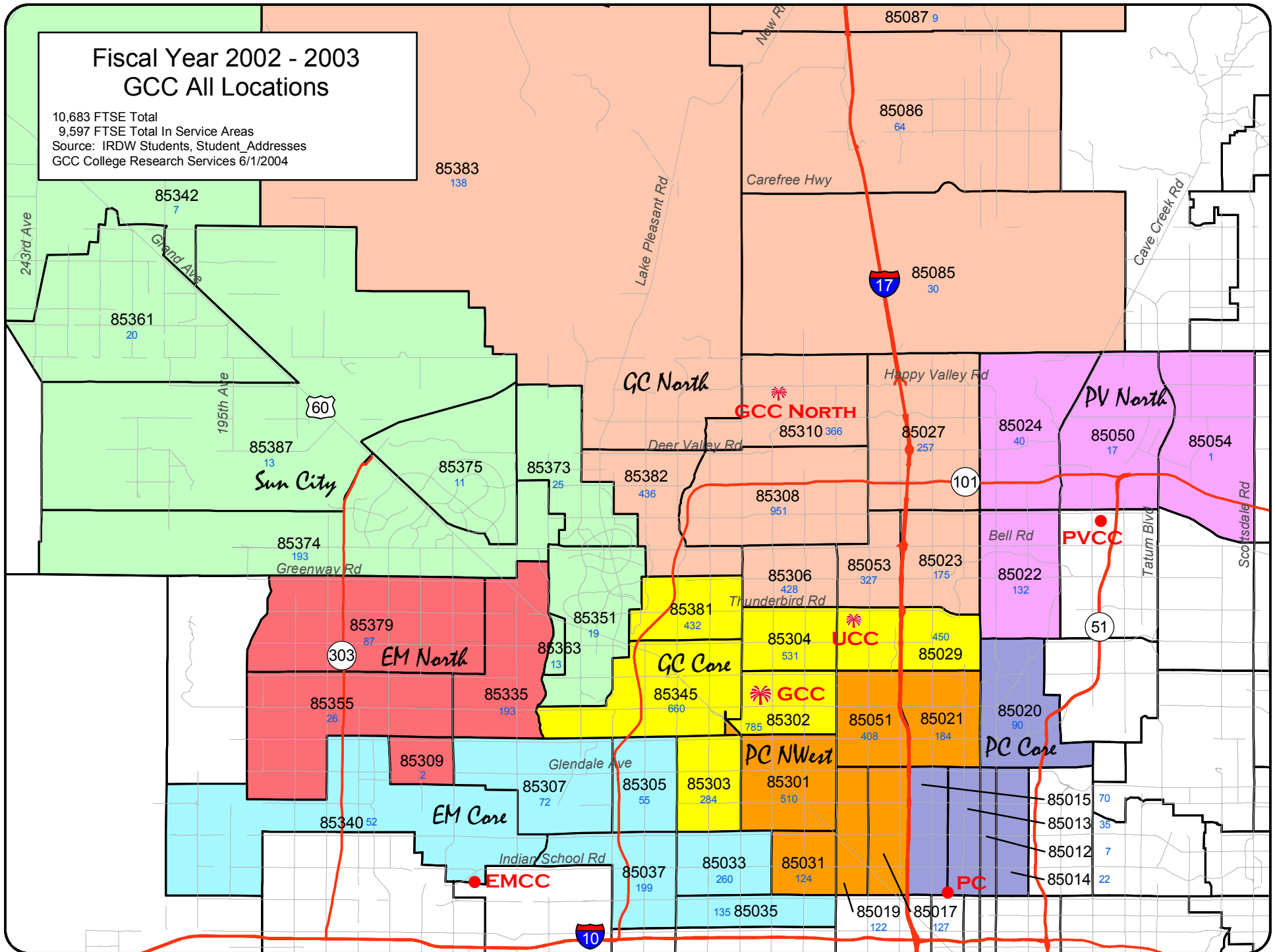
**Glendale Community College
45th Day Basic FTSE by Service Area & Zip Code**

		Spring 2000	Spring 2001	Spring 2002	Spring 2003
	85015	43	48	49	53
	85020	61	55	58	76
	Total	132	144	146	179
PC Northwest	85017	89	83	83	108
	85019	86	91	101	94
	85021	146	137	147	142
	85031	88	73	86	91
	85051	302	297	319	343
	85301	358	348	386	394
	Total	1,069	1,030	1,122	1,171
PV North	85022	87	86	79	105
	85024	24	28	26	29
	85050	12	10	12	9
	85054	1	1	1	1
	Total	123	125	118	144
Sun City	85342	4	4	2	5
	85351	13	16	14	18
	85361	9	10	14	17
	85363	6	8	8	12
	85373	20	18	21	18
	85374	110	132	118	155
	85375	7	11	15	7
	85387	1	1	5	12
	Total	170	199	196	243
Non-Service Area	Other	592	627	704	752
	Total	592	627	704	752
Total		7,191	7,413	7,842	8,415

GCC IE Office updated 04/14/2004
Source: IRDW, Ftse_details
Numbers may not add up due to rounding
Numbers do not reflect any manual adjustments made to the official 45th day reports

Fiscal Year 2002 - 2003 GCC All Locations

10,683 FTSE Total
 9,597 FTSE Total In Service Areas
 Source: IRDW Students, Student Addresses
 GCC College Research Services 6/1/2004



**Glendale Community College
Fiscal Year FTSE by Service Area & Zip Code**

		FY 1999-2000	FY 2000-2001	FY 2001-2002	FY 2002-2003
		Yearly FTSE	Yearly FTSE	Yearly FTSE	Yearly FTSE
EM Core	85033	233	233	229	260
	85035	131	131	125	135
	85037	195	176	191	199
	85305	44	50	48	55
	85307	69	69	68	72
	85340	29	26	30	52
	Total	702	686	690	773
EM North	85309	3	3	2	2
	85335	63	92	117	193
	85355	37	23	18	26
	85379	8	27	47	87
	Total	110	146	184	308
GCC Core	85029	504	486	466	450
	85302	796	765	747	785
	85303	222	233	259	284
	85304	528	521	517	531
	85313		0		
	85345	566	594	607	660
	85381	364	342	378	432
	Total	2,980	2,943	2,975	3,142
GCC North	85023	242	216	191	175
	85027	258	248	254	257
	85053	295	344	322	327
	85085	2	4	8	30
	85086	9	29	51	64
	85087	7	9	11	9
	85306	439	469	416	428
	85308	876	927	906	951
	85310	269	323	323	366
	85382	317	432	450	436
	85383		0	44	138
	Total	2,712	3,002	2,977	3,182
PC Core	85012	5	6	4	7

GCC IE Office updated 07/07/2004
Source: IRDW, Ftse_details
Numbers may not add up due to rounding
Numbers do not reflect any manual adjustments made to the official 45th day reports

**Glendale Community College
Fiscal Year FTSE by Service Area & Zip Code**

		FY 1999-2000	FY 2000-2001	FY 2001-2002	FY 2002-2003
		Yearly FTSE	Yearly FTSE	Yearly FTSE	Yearly FTSE
	85013	17	28	23	35
	85014	16	19	22	22
	85015	60	65	59	70
	85020	82	75	74	90
	Total	180	193	183	225
PC Northwest	85017	123	110	112	127
	85019	117	124	123	122
	85021	192	188	176	184
	85031	106	97	102	124
	85051	402	394	377	408
	85301	491	476	481	510
	Total	1,431	1,388	1,371	1,475
PV North	85022	117	114	103	132
	85024	33	39	37	40
	85050	13	12	15	17
	85054	2	1	1	1
	Total	164	166	156	190
Sun City	85342	4	5	4	7
	85351	20	22	19	19
	85361	10	12	15	20
	85363	8	10	10	13
	85373	24	27	25	25
	85374	134	168	157	193
	85375	10	13	14	11
	85387	1	2	5	13
	Total	212	259	249	302
Non-Service Area	Other	897	909	946	1,086
	Total	897	909	946	1,086
Total		9,388	9,691	9,731	10,683

GCC IE Office updated 07/07/2004
Source: IRDW, Ftse_details
Numbers may not add up due to rounding
Numbers do not reflect any manual adjustments made to the official 45th day reports