

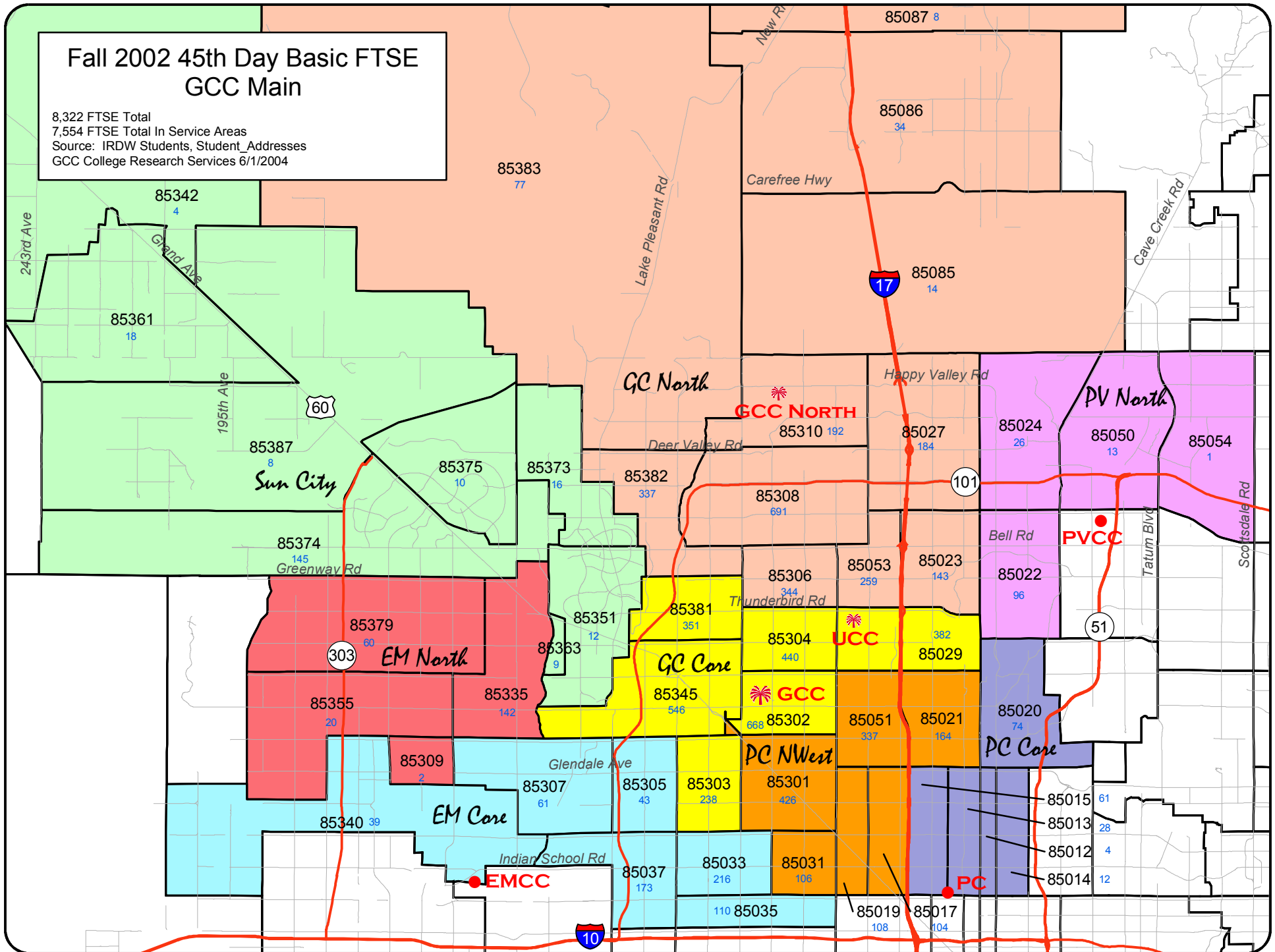


GCC Main 45th Day Certified FTSE by Service Area & Zip Code

Table of Contents

Fall 2002 45th Day Basic FTSE GCC Main

8,322 FTSE Total
 7,554 FTSE Total In Service Areas
 Source: IRDW Students, Student Addresses
 GCC College Research Services 6/1/2004



**Glendale Community College - Main Campus
45th Day Basic FTSE by Service Area & Zip Code**

		Fall 1999	Fall 2000	Fall 2001	Fall 2002
EM Core	85033	208	195	196	216
	85035	115	107	108	110
	85037	162	151	163	173
	85305	40	41	37	43
	85307	54	53	61	61
	85340	26	17	24	39
	Total	605	565	590	642
EM North	85309	2	2	2	2
	85335	40	67	85	142
	85355	33	23	18	20
	85379	4	17	26	60
	Total	78	110	130	224
GCC Core	85029	411	393	391	382
	85302	644	628	627	668
	85303	183	195	215	238
	85304	435	432	437	440
	85313		1		
	85345	460	491	515	546
	85381	299	266	297	351
	Total	2,432	2,406	2,481	2,625
GCC North	85023	201	167	150	143
	85027	209	181	187	184
	85053	241	263	264	259
	85085	1	2	5	14
	85086	3	19	32	34
	85087	5	6	5	8
	85306	366	373	323	344
	85308	720	715	689	691
	85310	216	209	192	192
	85382	253	302	329	337
	85383			17	77
	Total	2,214	2,236	2,194	2,283
PC Core	85012	3	3	3	4
	85013	15	21	16	28

GCC IE Office updated 04/14/2004

Source: IRDW, Ftse_details

Numbers may not add up due to rounding

Numbers do not reflect any manual adjustments made to the official 45th day reports

**Glendale Community College - Main Campus
45th Day Basic FTSE by Service Area & Zip Code**

		Fall 1999	Fall 2000	Fall 2001	Fall 2002
	85014	10	14	15	12
	85015	48	50	46	61
	85020	65	57	61	74
	Total	141	144	140	179
PC Northwest	85017	108	84	99	104
	85019	95	104	101	108
	85021	155	150	144	164
	85031	81	77	85	106
	85051	335	327	317	337
	85301	390	371	388	426
	Total	1,164	1,114	1,135	1,244
PV North	85022	92	84	83	96
	85024	26	28	27	26
	85050	8	8	10	13
	85054	1	1		1
	Total	127	122	119	135
Sun City	85342	4	4	4	4
	85351	15	15	15	12
	85361	8	11	11	18
	85363	7	8	6	9
	85373	19	24	16	16
	85374	91	127	128	145
	85375	9	9	9	10
	85387	1	2	2	8
	Total	153	198	191	222
Non-Service Area	Other	688	677	697	768
	Total	688	677	697	768
Total		7,602	7,571	7,677	8,322

GCC IE Office updated 04/14/2004

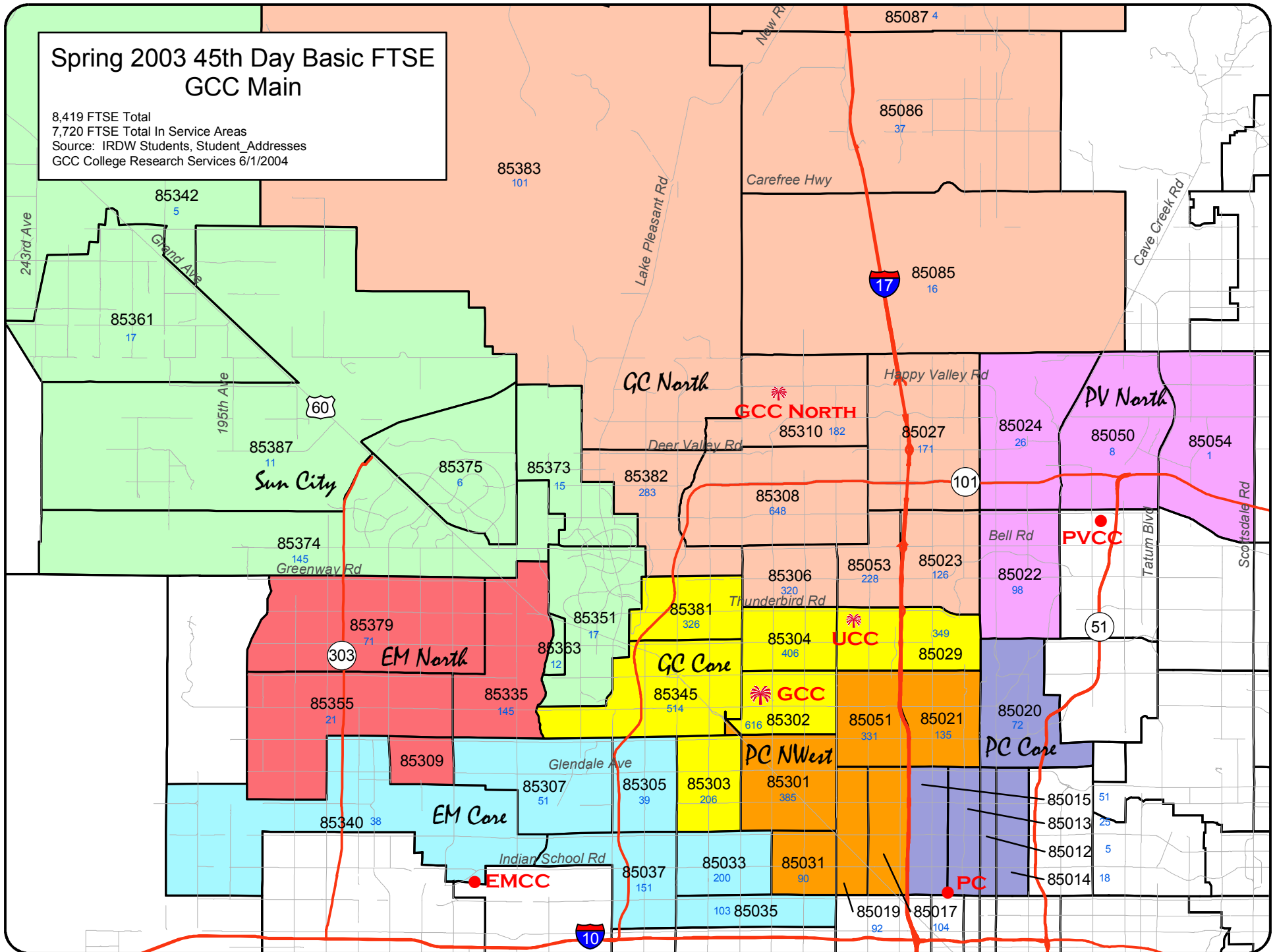
Source: IRDW, Ftse_details

Numbers may not add up due to rounding

Numbers do not reflect any manual adjustments made to the official 45th day reports

Spring 2003 45th Day Basic FTSE GCC Main

8,419 FTSE Total
 7,720 FTSE Total In Service Areas
 Source: IRDW Students, Student Addresses
 GCC College Research Services 6/1/2004



**Glendale Community College - Main Campus
45th Day Basic FTSE by Service Area & Zip Code**

		Spring 2000	Spring 2001	Spring 2002	Spring 2003
EM Core	85033	164	182	178	200
	85035	96	92	92	103
	85037	147	125	143	151
	85305	31	36	35	39
	85307	47	51	45	51
	85340	20	21	24	38
	Total	506	506	519	583
EM North	85309	2	3	2	0
	85335	36	73	102	145
	85355	29	14	12	21
	85379	5	22	41	71
	Total	72	111	157	237
GCC Core	85029	380	357	349	349
	85302	612	575	589	616
	85303	169	166	196	206
	85304	398	380	399	406
	85345	427	443	466	514
	85381	262	247	299	326
	Total	2,248	2,168	2,298	2,417
GCC North	85023	174	145	133	126
	85027	201	176	176	171
	85053	208	239	237	228
	85085	1	2	5	16
	85086	4	17	28	37
	85087	6	5	6	4
	85306	330	328	309	320
	85308	651	623	619	648
	85310	182	182	179	182
	85382	229	292	298	283
	85383			34	101
	Total	1,985	2,009	2,023	2,116
	PC Core	85012	4	5	2
85013		11	20	17	25
85014		11	14	17	18

GCC IE Office updated 04/14/2004

Source: IRDW, Ftse_details

Numbers may not add up due to rounding

Numbers do not reflect any manual adjustments made to the official 45th day reports

**Glendale Community College - Main Campus
45th Day Basic FTSE by Service Area & Zip Code**

		Spring 2000	Spring 2001	Spring 2002	Spring 2003
	85015	43	45	47	51
	85020	57	51	56	72
	Total	126	135	138	171
PC Northwest	85017	87	80	81	104
	85019	84	89	98	92
	85021	143	132	142	135
	85031	83	72	83	90
	85051	294	284	305	331
	85301	351	338	374	385
	Total	1,042	995	1,083	1,137
PV North	85022	82	76	70	98
	85024	23	23	25	26
	85050	12	8	9	8
	85054	1	1	1	1
	Total	118	109	105	132
Sun City	85342	4	4	2	5
	85351	13	14	13	17
	85361	8	9	13	17
	85363	6	7	8	12
	85373	18	17	16	15
	85374	104	125	113	145
	85375	7	10	14	6
	85387	0	1	5	11
	Total	161	188	184	228
Non-Service Area	Other	563	592	661	699
	Total	563	592	661	699
Total		6,820	6,814	7,169	7,720

GCC IE Office updated 04/14/2004

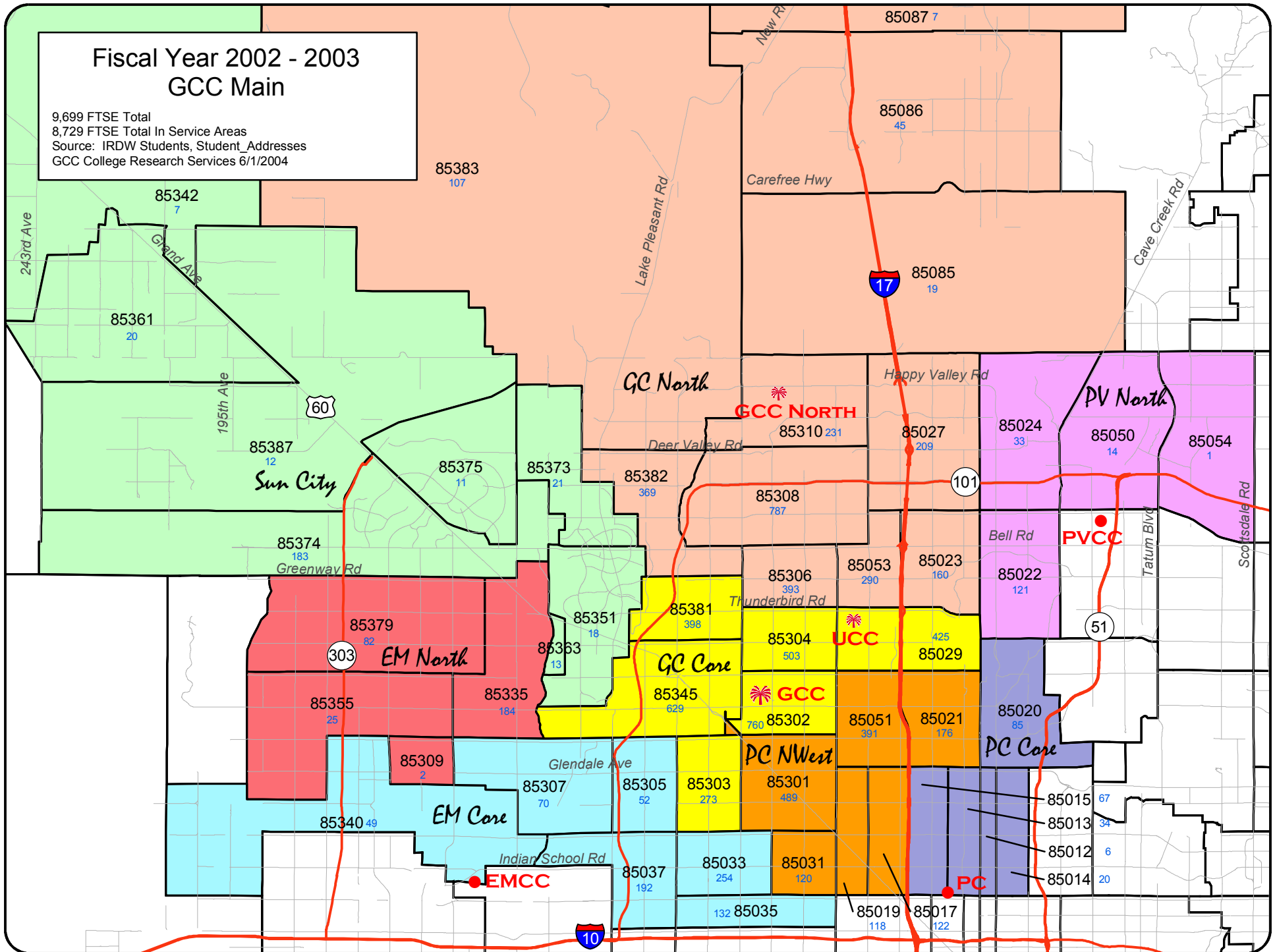
Source: IRDW, Ftse_details

Numbers may not add up due to rounding

Numbers do not reflect any manual adjustments made to the official 45th day reports

Fiscal Year 2002 - 2003 GCC Main

9,699 FTSE Total
8,729 FTSE Total In Service Areas
Source: IRDW Students, Student Addresses
GCC College Research Services 6/1/2004



**Glendale Community College - Main Campus
Fiscal Year FTSE by Service Area & Zip Code**

		FY 1999-2000	FY 2000-2001	FY 2001-2002	FY 2002-2003
		Yearly FTSE	Yearly FTSE	Yearly FTSE	Yearly FTSE
EM Core	85033	229	229	222	254
	85035	130	128	121	132
	85037	189	168	182	192
	85305	43	47	45	52
	85307	67	65	63	70
	85340	29	25	29	49
	Total	686	664	663	749
EM North	85309	3	3	2	2
	85335	50	85	113	184
	85355	36	22	18	25
	85379	7	26	43	82
	Total	95	137	175	293
GCC Core	85029	468	445	426	425
	85302	762	728	713	760
	85303	217	222	243	273
	85304	497	483	484	503
	85313		0		
	85345	537	566	576	629
	85381	338	313	345	398
	Total	2,818	2,757	2,788	2,987
GCC North	85023	223	191	166	160
	85027	245	213	212	209
	85053	272	298	291	290
	85085	2	3	6	19
	85086	8	23	37	45
	85087	7	7	7	7
	85306	411	421	371	393
	85308	815	814	766	787
	85310	239	241	219	231
	85382	292	367	366	369
	85383		0	33	107
	Total	2,512	2,578	2,477	2,618
PC Core	85012	4	6	4	6

GCC IE Office updated 07/07/2004
Source: IRDW, Ftse_details
Numbers may not add up due to rounding
Numbers do not reflect any manual adjustments made to the official 45th day reports

**Glendale Community College - Main Campus
Fiscal Year FTSE by Service Area & Zip Code**

		FY 1999-2000	FY 2000-2001	FY 2001-2002	FY 2002-2003
		Yearly FTSE	Yearly FTSE	Yearly FTSE	Yearly FTSE
	85013	16	26	22	34
	85014	15	19	19	20
	85015	56	58	56	67
	85020	76	67	68	85
	Total	168	176	169	212
PC Northwest	85017	117	102	108	122
	85019	113	119	118	118
	85021	182	176	167	176
	85031	101	94	100	120
	85051	383	367	356	391
	85301	447	437	446	489
	Total	1,345	1,295	1,295	1,416
PV North	85022	108	102	91	121
	85024	31	34	33	33
	85050	13	11	13	14
	85054	1	1	0	1
	Total	153	148	137	170
Sun City	85342	4	5	4	7
	85351	19	20	18	18
	85361	10	12	15	20
	85363	8	9	10	13
	85373	23	24	21	21
	85374	125	160	149	183
	85375	10	12	13	11
	85387	1	2	5	12
	Total	200	244	234	284
Non-Service Area	Other	843	844	864	970
	Total	843	844	864	970
Total		8,821	8,842	8,803	9,699

GCC IE Office updated 07/07/2004
Source: IRDW, Ftse_details
Numbers may not add up due to rounding
Numbers do not reflect any manual adjustments made to the official 45th day reports