

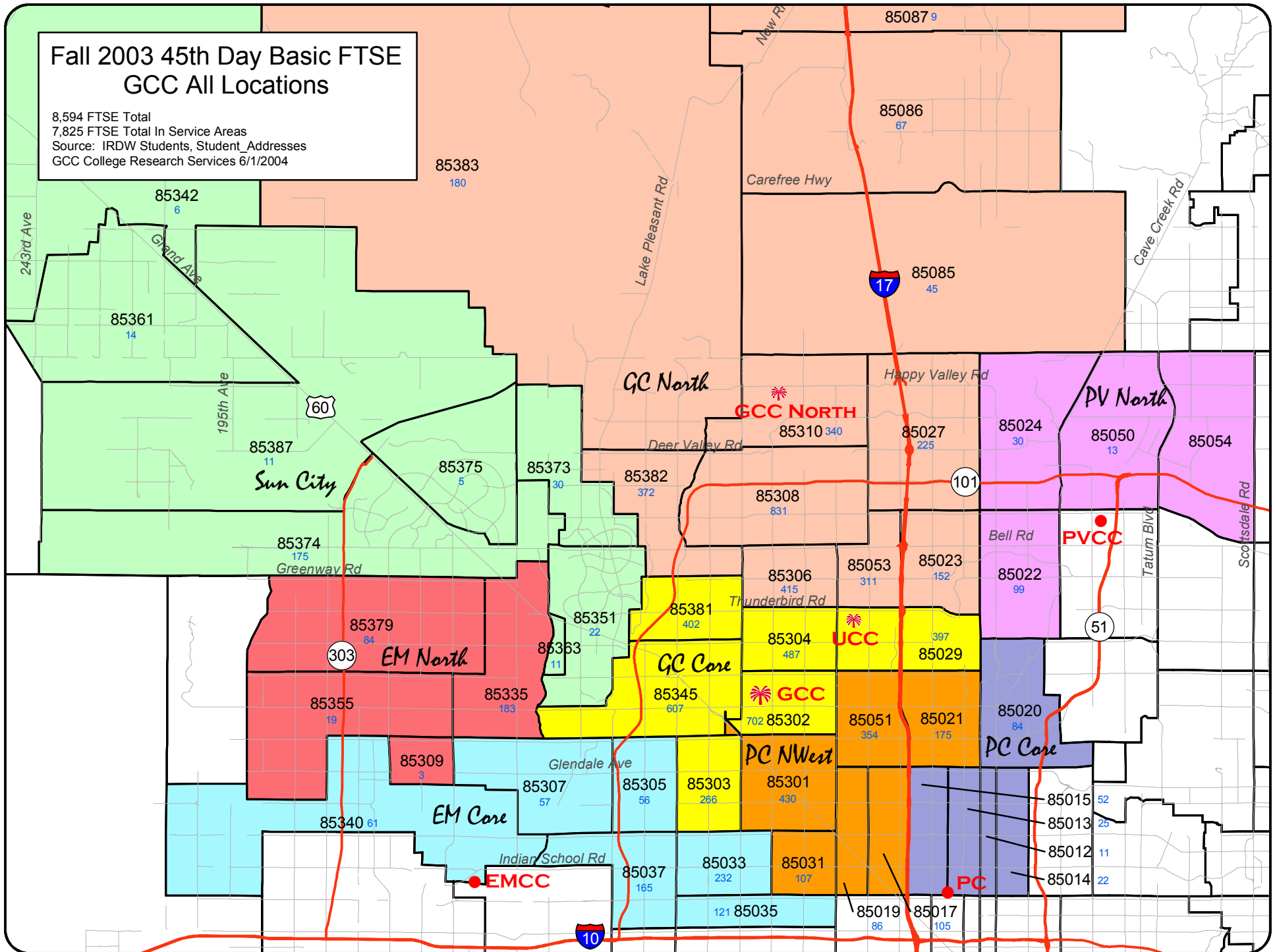


GCC All Locations 45th Day Certified FTSE by Service Area & Zip Code

Table of Contents

Fall 2003 45th Day Basic FTSE GCC All Locations

8,594 FTSE Total
 7,825 FTSE Total In Service Areas
 Source: IRDW Students, Student Addresses
 GCC College Research Services 6/1/2004



**Glendale Community College
45th Day Basic FTSE by Service Area & Zip Code**

		Fall 2000	Fall 2001	Fall 2002	Fall 2003
EM Core	85033	199	201	220	232
	85035	110	111	112	121
	85037	161	173	177	165
	85305	45	41	46	56
	85307	57	67	62	57
	85340	18	25	41	61
	Total	590	618	659	691
EM North	85309	2	2	2	3
	85335	74	88	150	183
	85355	24	18	20	19
	85379	19	27	65	84
	Total	118	135	237	289
GCC Core	85029	445	439	408	397
	85302	678	667	695	702
	85303	212	234	247	266
	85304	471	470	464	487
	85313	1			
	85345	521	546	575	607
	85381	300	332	383	402
	Total	2,626	2,688	2,772	2,861
GCC North	85023	195	177	156	152
	85027	211	224	223	225
	85053	318	298	300	311
	85085	3	6	24	45
	85086	22	41	50	67
	85087	7	7	9	9
	85306	425	370	385	415
	85308	815	817	838	831
	85310	282	281	312	340
	85382	361	406	395	372
	85383		23	98	180
	Total	2,639	2,649	2,791	2,945
	PC Core	85012	4	4	5
85013		22	16	29	25

GCC IE Office updated 04/14/2004

Source: IRDW, Ftse_details

Numbers may not add up due to rounding

Numbers do not reflect any manual adjustments made to the official 45th day reports

**Glendale Community College
45th Day Basic FTSE by Service Area & Zip Code**

		Fall 2000	Fall 2001	Fall 2002	Fall 2003
	85014	15	17	14	22
	85015	58	51	63	52
	85020	67	69	78	84
	Total	166	157	189	193
PC Northwest	85017	97	105	109	105
	85019	111	107	113	86
	85021	168	155	173	175
	85031	80	87	108	107
	85051	362	342	358	354
	85301	438	441	453	430
	Total	1,256	1,237	1,314	1,259
PV North	85022	95	95	107	99
	85024	31	30	32	30
	85050	9	11	15	13
	85054	1	0	1	0
	Total	136	137	155	141
Sun City	85342	4	4	4	6
	85351	17	15	12	22
	85361	11	12	18	14
	85363	9	7	9	11
	85373	27	19	19	30
	85374	134	135	150	175
	85375	9	10	11	5
	85387	2	2	9	11
	Total	212	203	233	273
Non-Service Area	Other	736	769	838	930
	Total	736	769	838	930
Total		8,480	8,594	9,187	9,583

GCC IE Office updated 04/14/2004

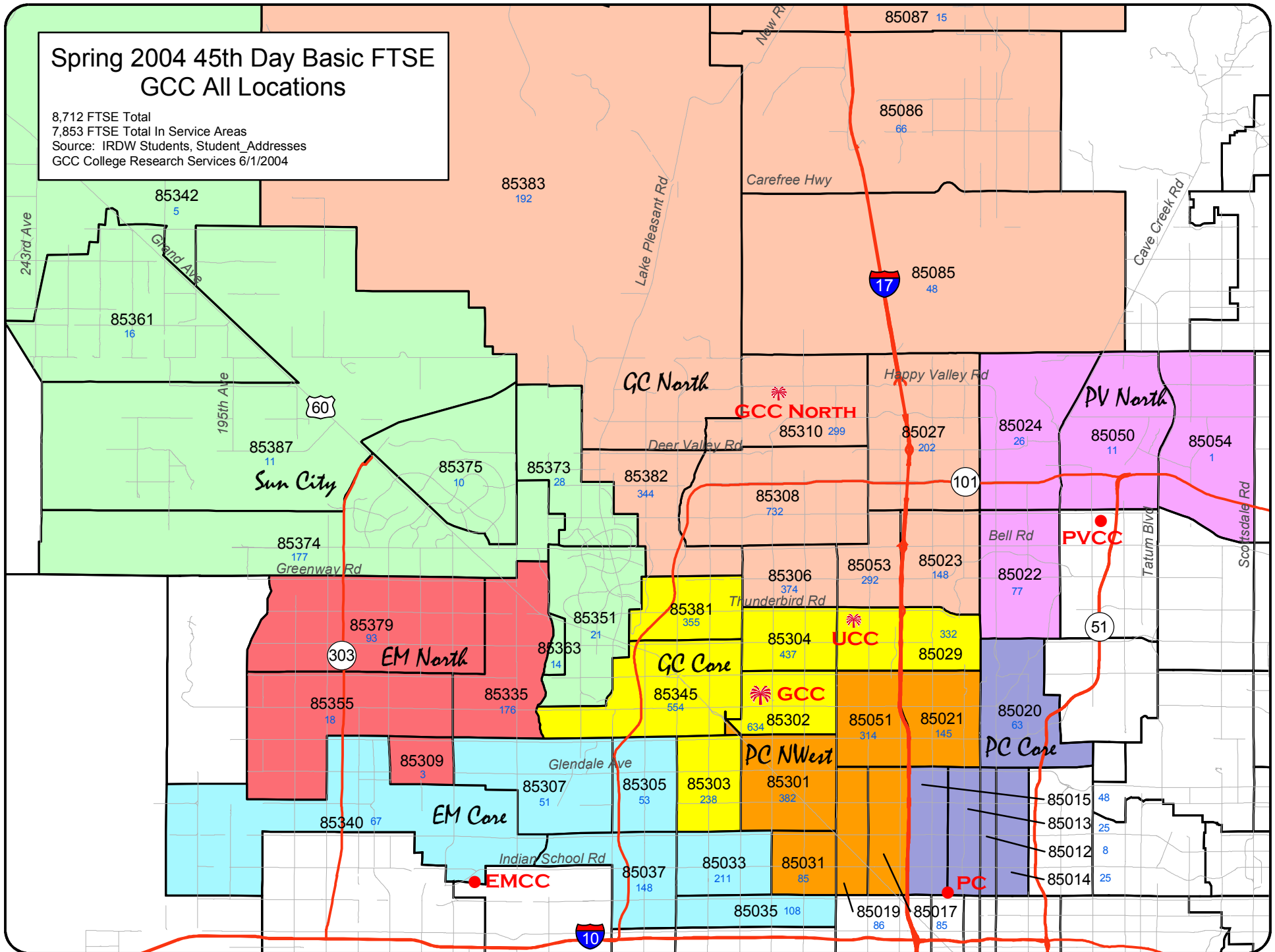
Source: IRDW, Ftse_details

Numbers may not add up due to rounding

Numbers do not reflect any manual adjustments made to the official 45th day reports

Spring 2004 45th Day Basic FTSE GCC All Locations

8,712 FTSE Total
 7,853 FTSE Total In Service Areas
 Source: IRDW Students, Student Addresses
 GCC College Research Services 6/1/2004



**Glendale Community College
45th Day Basic FTSE by Service Area & Zip Code**

		Spring 2001	Spring 2002	Spring 2003	Spring 2004
EM Core	85033	185	184	203	211
	85035	95	94	104	108
	85037	129	148	155	148
	85305	37	37	41	53
	85307	54	47	52	51
	85340	21	24	40	67
	Total	522	534	595	638
EM North	85309	3	2	0	3
	85335	78	106	151	176
	85355	14	12	22	18
	85379	24	44	74	93
	Total	118	163	248	291
GCC Core	85029	382	373	366	332
	85302	592	610	632	634
	85303	170	207	214	238
	85304	412	423	431	437
	85345	464	488	532	554
	85381	267	324	352	355
	Total	2,288	2,424	2,527	2,550
GCC North	85023	160	149	135	148
	85027	208	209	212	202
	85053	270	258	252	292
	85085	4	7	25	48
	85086	24	42	52	66
	85087	8	10	5	15
	85306	365	344	342	374
	85308	723	733	777	732
	85310	251	267	293	299
	85382	349	369	334	344
	85383		47	130	192
	Total	2,361	2,435	2,556	2,712
	PC Core	85012	6	3	5
85013		20	18	26	25
85014		15	18	19	25

GCC IE Office updated 04/14/2004

Source: IRDW, Ftse_details

Numbers may not add up due to rounding

Numbers do not reflect any manual adjustments made to the official 45th day reports

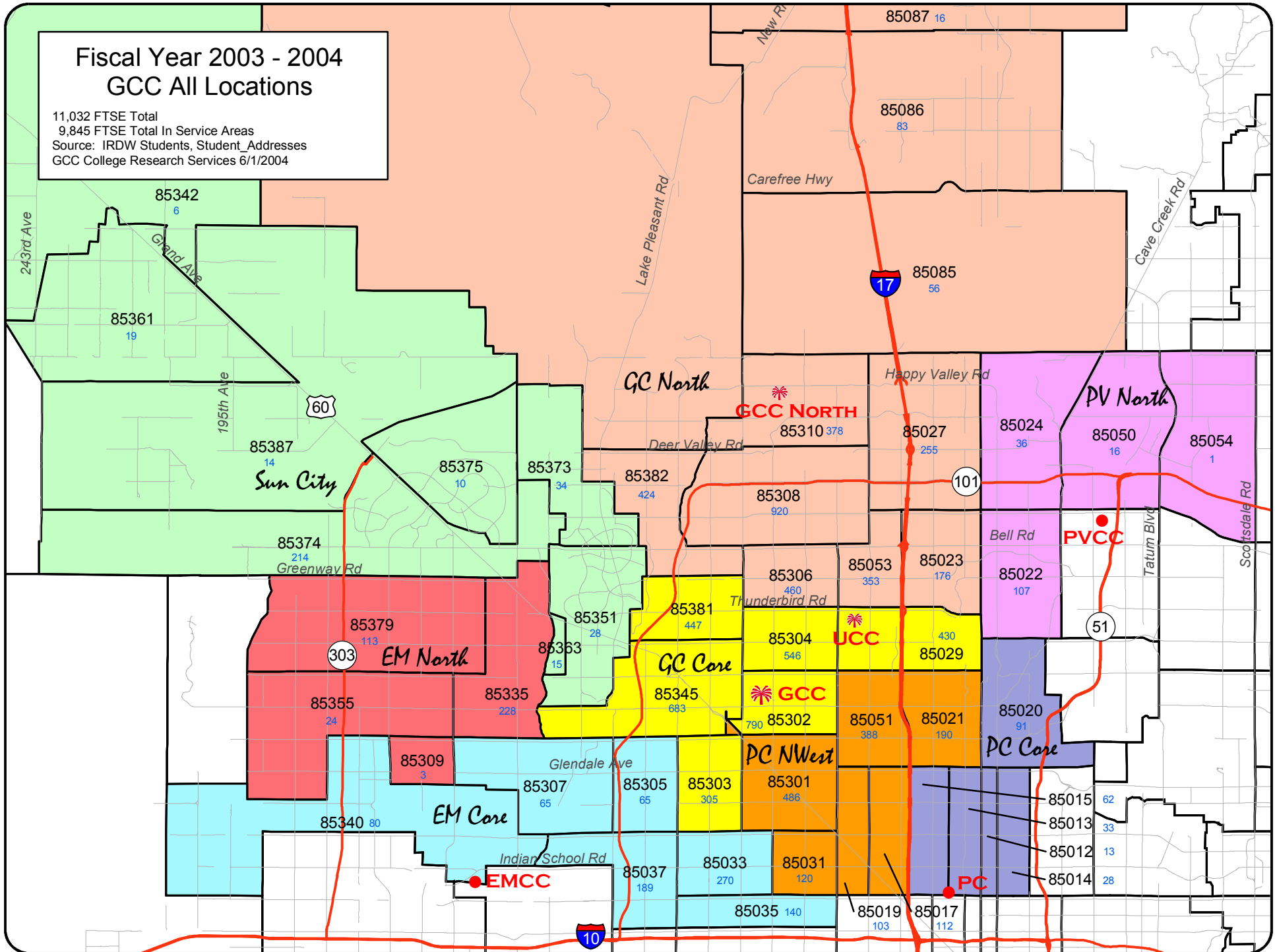
**Glendale Community College
45th Day Basic FTSE by Service Area & Zip Code**

		Spring 2001	Spring 2002	Spring 2003	Spring 2004
	85015	48	49	53	48
	85020	55	58	76	63
	Total	144	146	179	168
PC Northwest	85017	83	83	108	85
	85019	91	101	94	86
	85021	137	147	142	145
	85031	73	86	91	85
	85051	297	319	343	314
	85301	348	386	394	382
	Total	1,030	1,122	1,171	1,098
PV North	85022	86	79	105	77
	85024	28	26	29	26
	85050	10	12	9	11
	85054	1	1	1	1
	Total	125	118	144	115
Sun City	85342	4	2	5	5
	85351	16	14	18	21
	85361	10	14	17	16
	85363	8	8	12	14
	85373	18	21	18	28
	85374	132	118	155	177
	85375	11	15	7	10
	85387	1	5	12	11
	Total	199	196	243	282
Non-Service Area	Other	627	704	752	859
	Total	627	704	752	859
Total		7,413	7,842	8,415	8,712

GCC IE Office updated 04/14/2004
Source: IRDW, Ftse_details
Numbers may not add up due to rounding
Numbers do not reflect any manual adjustments made to the official 45th day reports

Fiscal Year 2003 - 2004 GCC All Locations

11,032 FTSE Total
 9,845 FTSE Total In Service Areas
 Source: IRDW Students, Student Addresses
 GCC College Research Services 6/1/2004



**Glendale Community College
Fiscal Year FTSE by Service Area & Zip Code**

		FY 2000-2001	FY 2001-2002	FY 2002-2003	FY 2003-2004
		Yearly FTSE	Yearly FTSE	Yearly FTSE	Yearly FTSE
EM Core	85033	233	229	260	270
	85035	131	125	135	140
	85037	176	191	199	189
	85305	50	48	55	65
	85307	69	68	72	65
	85340	26	30	52	80
	Total	686	690	773	809
EM North	85309	3	2	2	3
	85335	92	117	193	228
	85355	23	18	26	24
	85379	27	47	87	113
	Total	146	184	308	368
GCC Core	85029	486	466	450	430
	85302	765	747	785	790
	85303	233	259	284	305
	85304	521	517	531	546
	85313	0			
	85345	594	607	660	683
	85381	342	378	432	447
	Total	2,943	2,975	3,142	3,202
GCC North	85023	216	191	175	176
	85027	248	254	257	255
	85053	344	322	327	353
	85085	4	8	30	56
	85086	29	51	64	83
	85087	9	11	9	16
	85306	469	416	428	460
	85308	927	906	951	920
	85310	323	323	366	378
	85382	432	450	436	424
	85383	0	44	138	218
	Total	3,002	2,977	3,182	3,340
PC Core	85012	6	4	7	13

GCC IE Office updated 07/07/2004
Source: IRDW, Ftse_details
Numbers may not add up due to rounding
Numbers do not reflect any manual adjustments made to the official 45th day reports

**Glendale Community College
Fiscal Year FTSE by Service Area & Zip Code**

		FY 2000-2001	FY 2001-2002	FY 2002-2003	FY 2003-2004
		Yearly FTSE	Yearly FTSE	Yearly FTSE	Yearly FTSE
	85013	28	23	35	33
	85014	19	22	22	28
	85015	65	59	70	62
	85020	75	74	90	91
	Total	193	183	225	227
PC Northwest	85017	110	112	127	112
	85019	124	123	122	103
	85021	188	176	184	190
	85031	97	102	124	120
	85051	394	377	408	388
	85301	476	481	510	486
	Total	1,388	1,371	1,475	1,399
PV North	85022	114	103	132	107
	85024	39	37	40	36
	85050	12	15	17	16
	85054	1	1	1	1
	Total	166	156	190	160
Sun City	85342	5	4	7	6
	85351	22	19	19	28
	85361	12	15	20	19
	85363	10	10	13	15
	85373	27	25	25	34
	85374	168	157	193	214
	85375	13	14	11	10
	85387	2	5	13	14
	Total	259	249	302	341
Non-Service Area	Other	909	946	1,086	1,187
	Total	909	946	1,086	1,187
Total		9,691	9,731	10,683	11,032

GCC IE Office updated 07/07/2004
Source: IRDW, Ftse_details
Numbers may not add up due to rounding
Numbers do not reflect any manual adjustments made to the official 45th day reports