

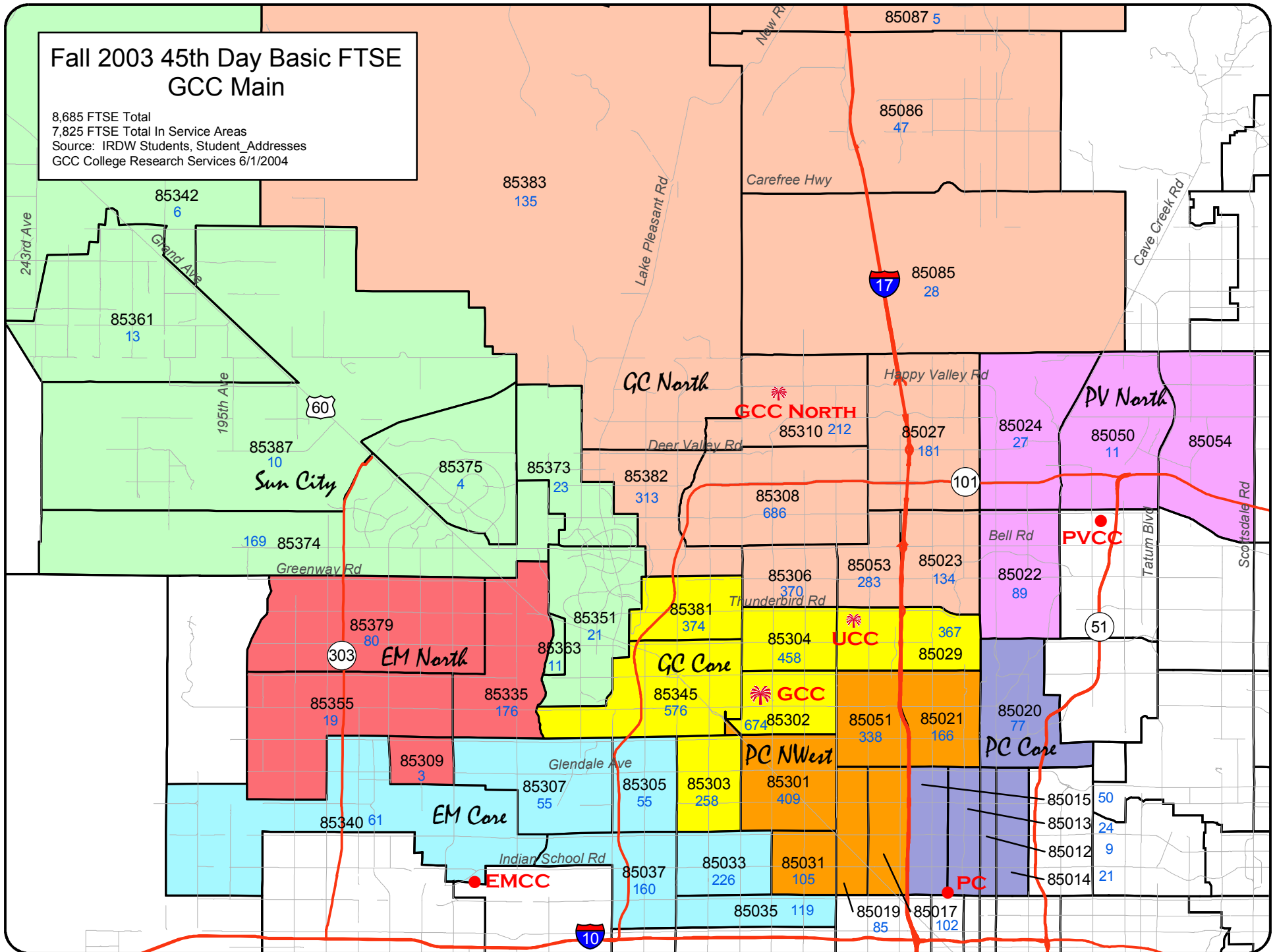


GCC Main 45th Day Certified FTSE by Service Area & Zip Code

Table of Contents

Fall 2003 45th Day Basic FTSE GCC Main

8,685 FTSE Total
 7,825 FTSE Total In Service Areas
 Source: IRDW Students, Student_Addresses
 GCC College Research Services 6/1/2004



**Glendale Community College - Main Campus
45th Day Basic FTSE by Service Area & Zip Code**

		Fall 2000	Fall 2001	Fall 2002	Fall 2003
EM Core	85033	195	196	216	226
	85035	107	108	110	119
	85037	151	163	173	160
	85305	41	37	43	55
	85307	53	61	61	55
	85340	17	24	39	61
	Total	565	590	642	676
EM North	85309	2	2	2	3
	85335	67	85	142	176
	85355	23	18	20	19
	85379	17	26	60	80
	Total	110	130	224	278
GCC Core	85029	393	391	382	367
	85302	628	627	668	674
	85303	195	215	238	258
	85304	432	437	440	458
	85313	1			
	85345	491	515	546	576
	85381	266	297	351	374
	Total	2,406	2,481	2,625	2,705
GCC North	85023	167	150	143	134
	85027	181	187	184	181
	85053	263	264	259	283
	85085	2	5	14	28
	85086	19	32	34	47
	85087	6	5	8	5
	85306	373	323	344	370
	85308	715	689	691	686
	85310	209	192	192	212
	85382	302	329	337	313
	85383		17	77	135
	Total	2,236	2,194	2,283	2,395
PC Core	85012	3	3	4	9
	85013	21	16	28	24

GCC IE Office updated 04/14/2004

Source: IRDW, Ftse_details

Numbers may not add up due to rounding

Numbers do not reflect any manual adjustments made to the official 45th day reports

**Glendale Community College - Main Campus
45th Day Basic FTSE by Service Area & Zip Code**

		Fall 2000	Fall 2001	Fall 2002	Fall 2003
	85014	14	15	12	21
	85015	50	46	61	50
	85020	57	61	74	77
	Total	144	140	179	181
PC Northwest	85017	84	99	104	102
	85019	104	101	108	85
	85021	150	144	164	166
	85031	77	85	106	105
	85051	327	317	337	338
	85301	371	388	426	409
	Total	1,114	1,135	1,244	1,204
PV North	85022	84	83	96	89
	85024	28	27	26	27
	85050	8	10	13	11
	85054	1		1	0
	Total	122	119	135	127
Sun City	85342	4	4	4	6
	85351	15	15	12	21
	85361	11	11	18	13
	85363	8	6	9	11
	85373	24	16	16	23
	85374	127	128	145	169
	85375	9	9	10	4
	85387	2	2	8	10
	Total	198	191	222	258
Non-Service Area	Other	677	697	768	861
	Total	677	697	768	861
Total		7,571	7,677	8,322	8,685

GCC IE Office updated 04/14/2004

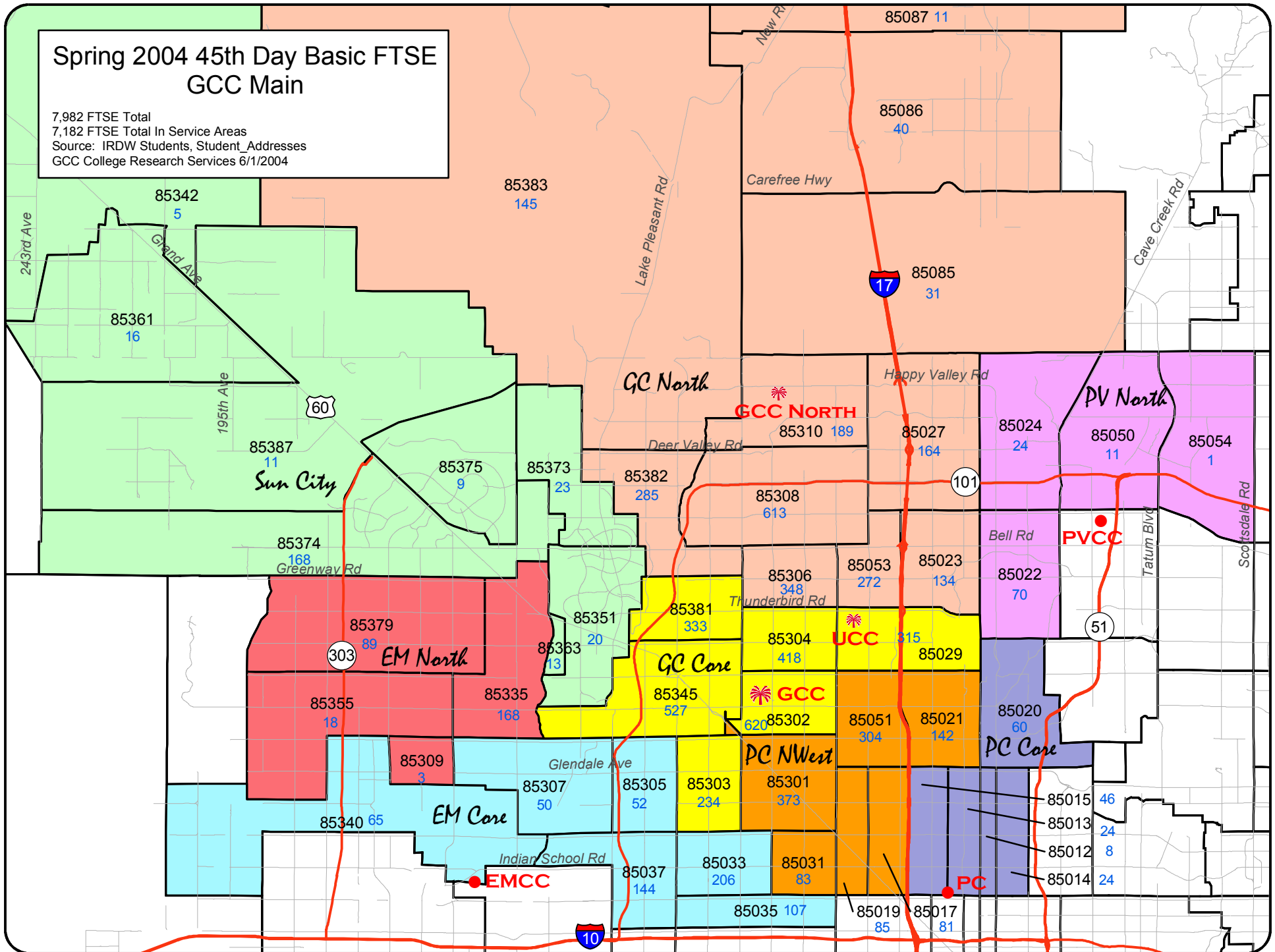
Source: IRDW, Ftse_details

Numbers may not add up due to rounding

Numbers do not reflect any manual adjustments made to the official 45th day reports

Spring 2004 45th Day Basic FTSE GCC Main

7,982 FTSE Total
 7,182 FTSE Total In Service Areas
 Source: IRDW Students, Student_Addresses
 GCC College Research Services 6/1/2004



**Glendale Community College - Main Campus
45th Day Basic FTSE by Service Area & Zip Code**

		Spring 2001	Spring 2002	Spring 2003	Spring 2004
EM Core	85033	182	178	200	206
	85035	92	92	103	107
	85037	125	143	151	144
	85305	36	35	39	52
	85307	51	45	51	50
	85340	21	24	38	65
	Total	506	519	583	624
EM North	85309	3	2	0	3
	85335	73	102	145	168
	85355	14	12	21	18
	85379	22	41	71	89
	Total	111	157	237	278
GCC Core	85029	357	349	349	315
	85302	575	589	616	620
	85303	166	196	206	234
	85304	380	399	406	418
	85345	443	466	514	527
	85381	247	299	326	333
	Total	2,168	2,298	2,417	2,446
GCC North	85023	145	133	126	134
	85027	176	176	171	164
	85053	239	237	228	272
	85085	2	5	16	31
	85086	17	28	37	40
	85087	5	6	4	11
	85306	328	309	320	348
	85308	623	619	648	613
	85310	182	179	182	189
	85382	292	298	283	285
	85383		34	101	145
	Total	2,009	2,023	2,116	2,233
	PC Core	85012	5	2	5
85013		20	17	25	24
85014		14	17	18	24

GCC IE Office updated 04/14/2004

Source: IRDW, Ftse_details

Numbers may not add up due to rounding

Numbers do not reflect any manual adjustments made to the official 45th day reports

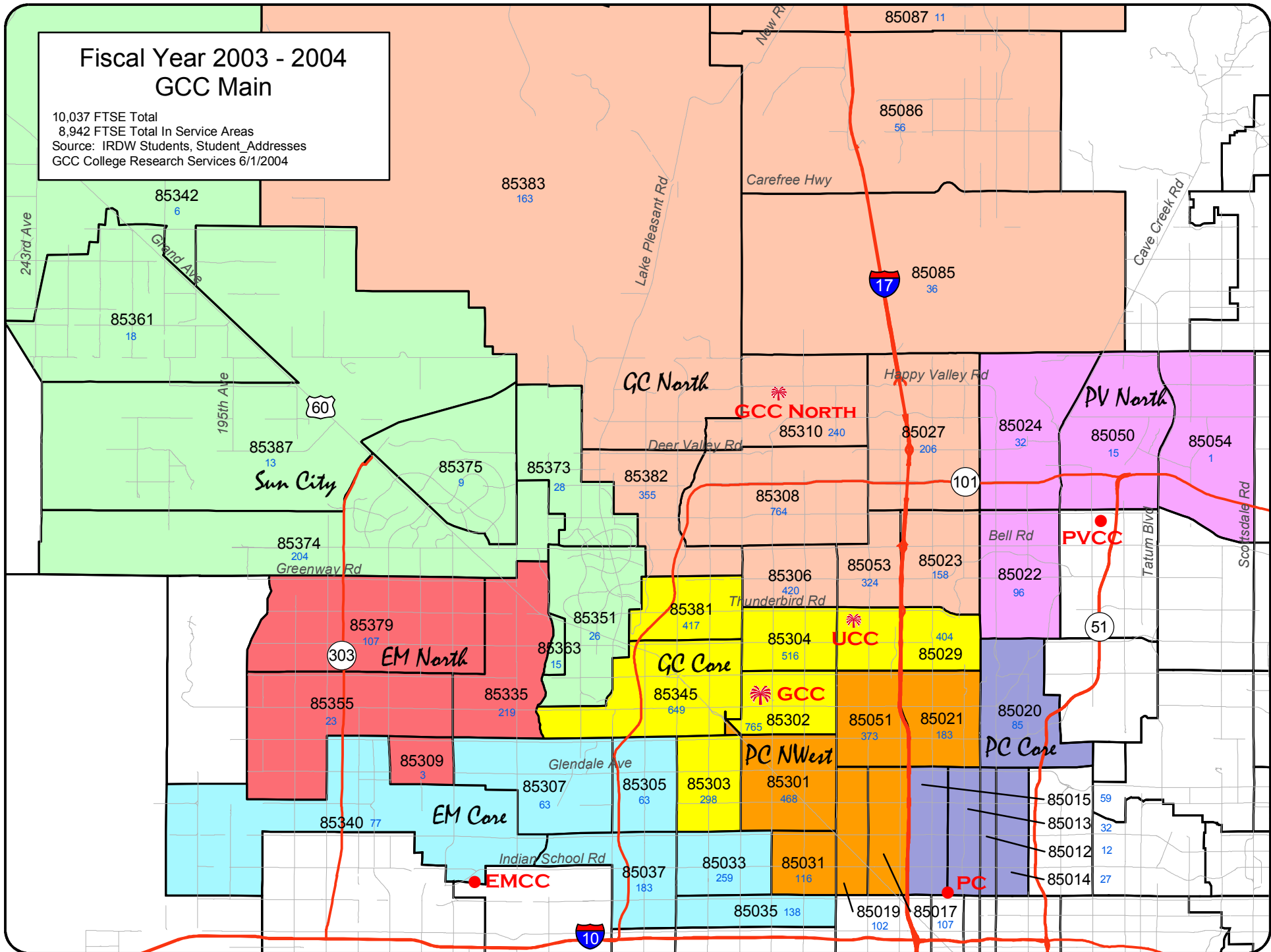
**Glendale Community College - Main Campus
45th Day Basic FTSE by Service Area & Zip Code**

		Spring 2001	Spring 2002	Spring 2003	Spring 2004
	85015	45	47	51	46
	85020	51	56	72	60
	Total	135	138	171	161
PC Northwest	85017	80	81	104	81
	85019	89	98	92	85
	85021	132	142	135	142
	85031	72	83	90	83
	85051	284	305	331	304
	85301	338	374	385	373
	Total	995	1,083	1,137	1,067
PV North	85022	76	70	98	70
	85024	23	25	26	24
	85050	8	9	8	11
	85054	1	1	1	1
	Total	109	105	132	105
Sun City	85342	4	2	5	5
	85351	14	13	17	20
	85361	9	13	17	16
	85363	7	8	12	13
	85373	17	16	15	23
	85374	125	113	145	168
	85375	10	14	6	9
	85387	1	5	11	11
	Total	188	184	228	265
Non-Service Area	Other	592	661	699	804
	Total	592	661	699	804
Total		6,814	7,169	7,720	7,982

GCC IE Office updated 04/14/2004
Source: IRDW, Ftse_details
Numbers may not add up due to rounding
Numbers do not reflect any manual adjustments made to the official 45th day reports

Fiscal Year 2003 - 2004 GCC Main

10,037 FTSE Total
 8,942 FTSE Total In Service Areas
 Source: IRDW Students, Student Addresses
 GCC College Research Services 6/1/2004



**Glendale Community College - Main Campus
Fiscal Year FTSE by Service Area & Zip Code**

		FY 2000-2001	FY 2001-2002	FY 2002-2003	FY 2003-2004
		Yearly FTSE	Yearly FTSE	Yearly FTSE	Yearly FTSE
EM Core	85033	229	222	254	259
	85035	128	121	132	138
	85037	168	182	192	183
	85305	47	45	52	63
	85307	65	63	70	63
	85340	25	29	49	77
	Total	664	663	749	782
EM North	85309	3	2	2	3
	85335	85	113	184	219
	85355	22	18	25	23
	85379	26	43	82	107
	Total	137	175	293	352
GCC Core	85029	445	426	425	404
	85302	728	713	760	765
	85303	222	243	273	298
	85304	483	484	503	516
	85313	0			
	85345	566	576	629	649
	85381	313	345	398	417
	Total	2,757	2,788	2,987	3,048
GCC North	85023	191	166	160	158
	85027	213	212	209	206
	85053	298	291	290	324
	85085	3	6	19	36
	85086	23	37	45	56
	85087	7	7	7	11
	85306	421	371	393	420
	85308	814	766	787	764
	85310	241	219	231	240
	85382	367	366	369	355
	85383	0	33	107	163
	Total	2,578	2,477	2,618	2,733
PC Core	85012	6	4	6	12

GCC IE Office updated 07/07/2004
Source: IRDW, Ftse_details
Numbers may not add up due to rounding
Numbers do not reflect any manual adjustments made to the official 45th day reports

**Glendale Community College - Main Campus
Fiscal Year FTSE by Service Area & Zip Code**

		FY 2000-2001	FY 2001-2002	FY 2002-2003	FY 2003-2004
		Yearly FTSE	Yearly FTSE	Yearly FTSE	Yearly FTSE
	85013	26	22	34	32
	85014	19	19	20	27
	85015	58	56	67	59
	85020	67	68	85	85
	Total	176	169	212	215
PC Northwest	85017	102	108	122	107
	85019	119	118	118	102
	85021	176	167	176	183
	85031	94	100	120	116
	85051	367	356	391	373
	85301	437	446	489	468
	Total	1,295	1,295	1,416	1,348
PV North	85022	102	91	121	96
	85024	34	33	33	32
	85050	11	13	14	15
	85054	1	0	1	1
	Total	148	137	170	143
Sun City	85342	5	4	7	6
	85351	20	18	18	26
	85361	12	15	20	18
	85363	9	10	13	15
	85373	24	21	21	28
	85374	160	149	183	204
	85375	12	13	11	9
	85387	2	5	12	13
	Total	244	234	284	319
Non-Service Area	Other	844	864	970	1,095
	Total	844	864	970	1,095
Total		8,842	8,803	9,699	10,037

GCC IE Office updated 07/07/2004
Source: IRDW, Ftse_details
Numbers may not add up due to rounding
Numbers do not reflect any manual adjustments made to the official 45th day reports