

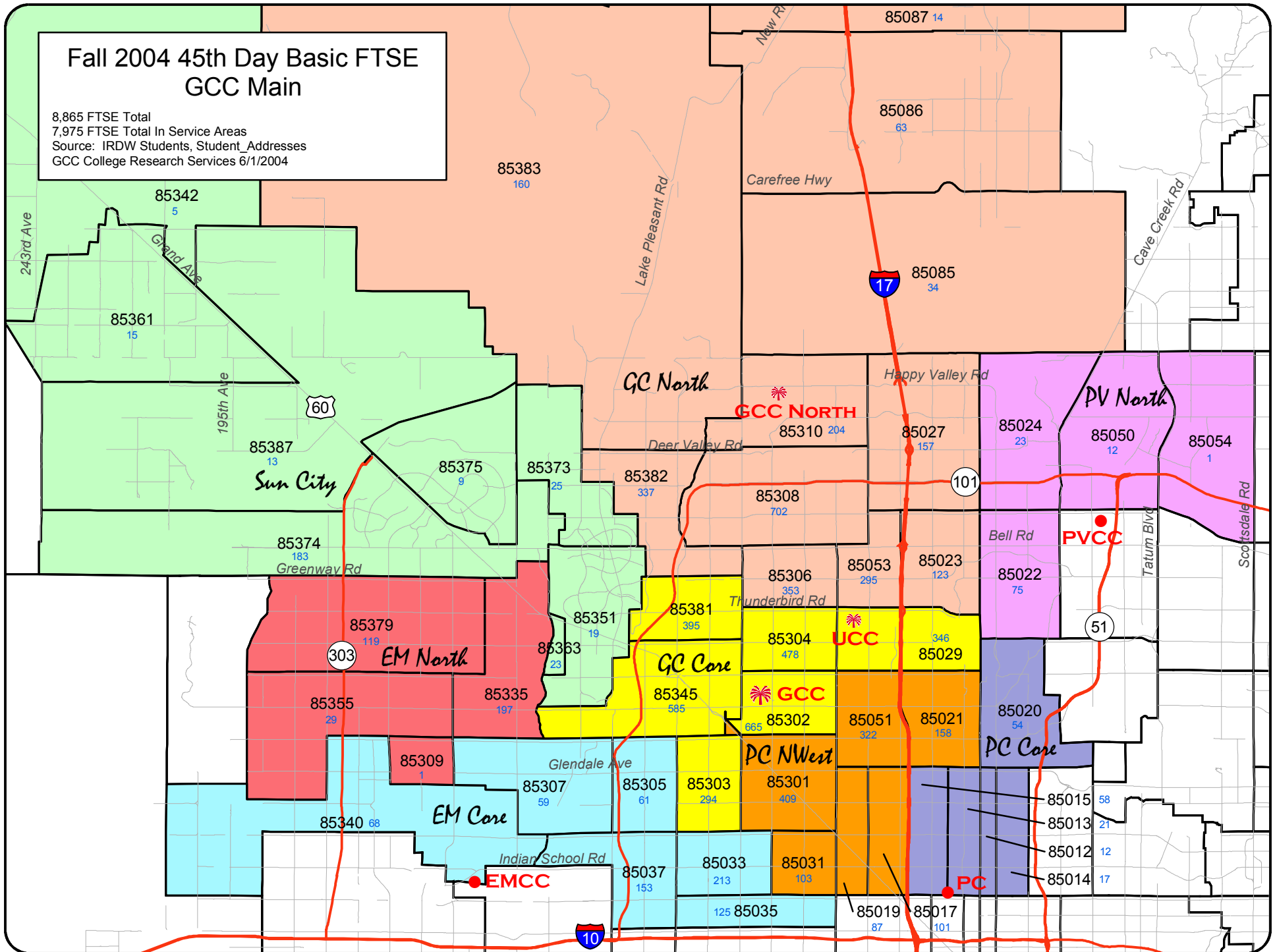


GCC Main 45th Day Certified FTSE by Service Area & Zip Code

Table of Contents

Fall 2004 45th Day Basic FTSE GCC Main

8,865 FTSE Total
 7,975 FTSE Total In Service Areas
 Source: IRDW Students, Student_Addresses
 GCC College Research Services 6/1/2004



**Glendale Community College - Main Campus
45th Day Basic FTSE by Service Area & Zip Code**

| | | Fall 2001 | Fall 2002 | Fall 2003 | Fall 2004 |
|-----------|---------|-----------|-----------|-----------|-----------|
| EM Core | 85033 | 196 | 216 | 226 | 213 |
| | 85035 | 108 | 110 | 119 | 125 |
| | 85037 | 163 | 173 | 160 | 153 |
| | 85305 | 37 | 43 | 55 | 61 |
| | 85307 | 61 | 61 | 55 | 59 |
| | 85340 | 24 | 39 | 61 | 68 |
| | Total | 590 | 642 | 676 | 679 |
| EM North | 85309 | 2 | 2 | 3 | 1 |
| | 85335 | 85 | 142 | 176 | 197 |
| | 85355 | 18 | 20 | 19 | 29 |
| | 85379 | 26 | 60 | 80 | 119 |
| | Total | 130 | 224 | 278 | 347 |
| GCC Core | 85029 | 391 | 382 | 367 | 346 |
| | 85302 | 627 | 668 | 674 | 665 |
| | 85303 | 215 | 238 | 258 | 294 |
| | 85304 | 437 | 440 | 458 | 478 |
| | 85345 | 515 | 546 | 576 | 585 |
| | 85381 | 297 | 351 | 374 | 395 |
| | Total | 2,481 | 2,625 | 2,705 | 2,763 |
| GCC North | 85023 | 150 | 143 | 134 | 123 |
| | 85027 | 187 | 184 | 181 | 157 |
| | 85053 | 264 | 259 | 283 | 295 |
| | 85085 | 5 | 14 | 28 | 34 |
| | 85086 | 32 | 34 | 47 | 63 |
| | 85087 | 5 | 8 | 5 | 14 |
| | 85306 | 323 | 344 | 370 | 353 |
| | 85308 | 689 | 691 | 686 | 702 |
| | 85310 | 192 | 192 | 212 | 204 |
| | 85382 | 329 | 337 | 313 | 337 |
| | 85383 | 17 | 77 | 135 | 160 |
| | Total | 2,194 | 2,283 | 2,395 | 2,442 |
| | PC Core | 85012 | 3 | 4 | 9 |
| 85013 | | 16 | 28 | 24 | 21 |
| 85014 | | 15 | 12 | 21 | 17 |

GCC IE Office updated 10/26/2004

Source: IRDW, Ftse_details

Numbers may not add up due to rounding

Numbers do not reflect any manual adjustments made to the official 45th day reports

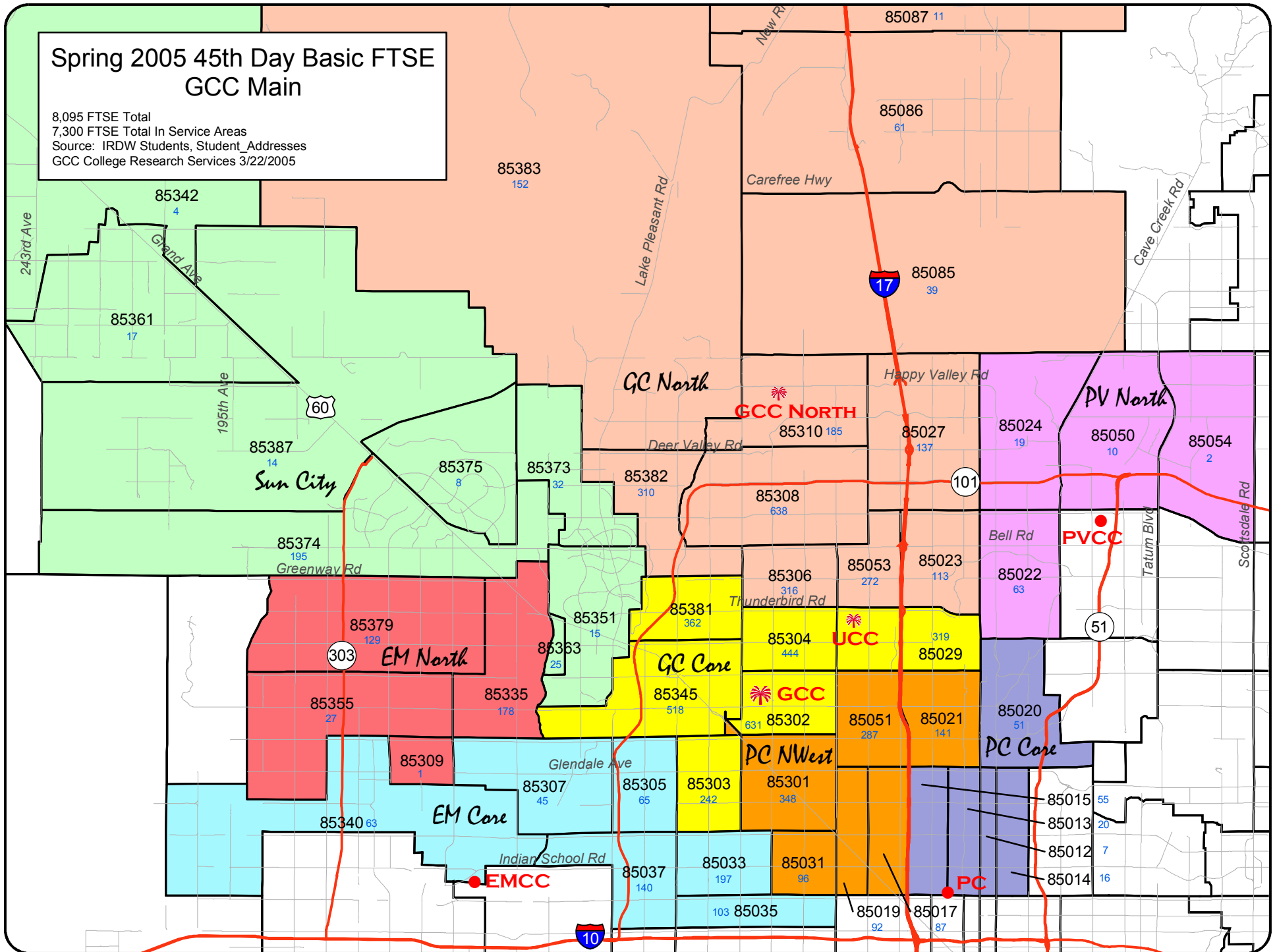
**Glendale Community College - Main Campus
45th Day Basic FTSE by Service Area & Zip Code**

| | | Fall 2001 | Fall 2002 | Fall 2003 | Fall 2004 |
|------------------|-------|-----------|-----------|-----------|-----------|
| | 85015 | 46 | 61 | 50 | 58 |
| | 85020 | 61 | 74 | 77 | 54 |
| | Total | 140 | 179 | 181 | 163 |
| PC Northwest | 85017 | 99 | 104 | 102 | 101 |
| | 85019 | 101 | 108 | 85 | 87 |
| | 85021 | 144 | 164 | 166 | 158 |
| | 85031 | 85 | 106 | 105 | 103 |
| | 85051 | 317 | 337 | 338 | 322 |
| | 85301 | 388 | 426 | 409 | 409 |
| | Total | 1,135 | 1,244 | 1,204 | 1,180 |
| PV North | 85022 | 83 | 96 | 89 | 75 |
| | 85024 | 27 | 26 | 27 | 23 |
| | 85050 | 10 | 13 | 11 | 12 |
| | 85054 | | 1 | 0 | 1 |
| | Total | 119 | 135 | 127 | 111 |
| Sun City | 85342 | 4 | 4 | 6 | 5 |
| | 85351 | 15 | 12 | 21 | 19 |
| | 85361 | 11 | 18 | 13 | 15 |
| | 85363 | 6 | 9 | 11 | 23 |
| | 85373 | 16 | 16 | 23 | 25 |
| | 85374 | 128 | 145 | 169 | 183 |
| | 85375 | 9 | 10 | 4 | 9 |
| | 85387 | 2 | 8 | 10 | 13 |
| | Total | 191 | 222 | 258 | 290 |
| Non-Service Area | Other | 697 | 768 | 861 | 890 |
| | Total | 697 | 768 | 861 | 890 |
| Total | | 7,677 | 8,322 | 8,685 | 8,865 |

GCC IE Office updated 10/26/2004
Source: IRDW, Ftse_details
Numbers may not add up due to rounding
Numbers do not reflect any manual adjustments made to the official 45th day reports

Spring 2005 45th Day Basic FTSE GCC Main

8,095 FTSE Total
 7,300 FTSE Total In Service Areas
 Source: IRDW Students, Student_Addresses
 GCC College Research Services 3/22/2005



**Glendale Community College - Main Campus
45th Day Basic FTSE by Service Area & Zip Code**

| | | Spring 2002 | Spring 2003 | Spring 2004 | Spring 2005 |
|-----------|---------|-------------|-------------|-------------|-------------|
| EM Core | 85033 | 178 | 200 | 206 | 197 |
| | 85035 | 92 | 103 | 107 | 103 |
| | 85037 | 143 | 151 | 144 | 140 |
| | 85305 | 35 | 39 | 52 | 65 |
| | 85307 | 45 | 51 | 50 | 45 |
| | 85340 | 24 | 38 | 65 | 63 |
| | Total | 519 | 583 | 624 | 614 |
| EM North | 85309 | 2 | 0 | 3 | 1 |
| | 85335 | 102 | 145 | 168 | 178 |
| | 85355 | 12 | 21 | 18 | 27 |
| | 85379 | 41 | 71 | 89 | 129 |
| | Total | 157 | 237 | 278 | 334 |
| GCC Core | 85029 | 349 | 349 | 315 | 319 |
| | 85302 | 589 | 616 | 620 | 631 |
| | 85303 | 196 | 206 | 234 | 242 |
| | 85304 | 399 | 406 | 418 | 444 |
| | 85345 | 466 | 514 | 527 | 518 |
| | 85381 | 299 | 326 | 333 | 362 |
| | Total | 2,298 | 2,417 | 2,446 | 2,516 |
| GCC North | 85023 | 133 | 126 | 134 | 113 |
| | 85027 | 176 | 171 | 164 | 137 |
| | 85053 | 237 | 228 | 272 | 272 |
| | 85085 | 5 | 16 | 31 | 39 |
| | 85086 | 28 | 37 | 40 | 61 |
| | 85087 | 6 | 4 | 11 | 11 |
| | 85306 | 309 | 320 | 348 | 316 |
| | 85308 | 619 | 648 | 613 | 638 |
| | 85310 | 179 | 182 | 189 | 185 |
| | 85382 | 298 | 283 | 285 | 310 |
| | 85383 | 34 | 101 | 145 | 152 |
| | Total | 2,023 | 2,116 | 2,233 | 2,234 |
| | PC Core | 85012 | 2 | 5 | 8 |
| 85013 | | 17 | 25 | 24 | 20 |
| 85014 | | 17 | 18 | 24 | 16 |

GCC IE Office updated 03/15/2005
Source: IRDW, Ftse_details
Numbers may not add up due to rounding
Numbers do not reflect any manual adjustments made to the official 45th day reports

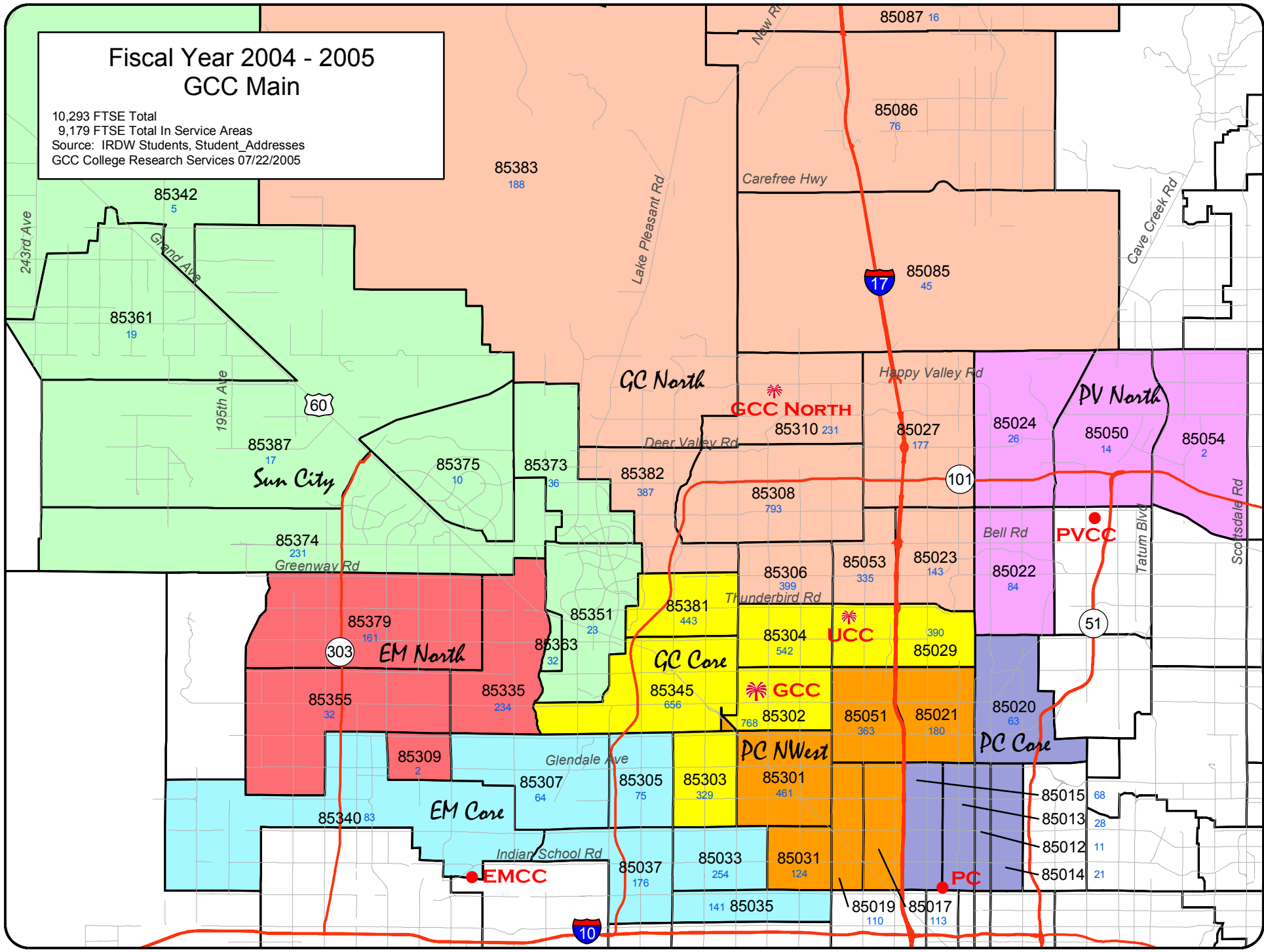
**Glendale Community College - Main Campus
45th Day Basic FTSE by Service Area & Zip Code**

| | | Spring 2002 | Spring 2003 | Spring 2004 | Spring 2005 |
|------------------|-------|-------------|-------------|-------------|-------------|
| | 85015 | 47 | 51 | 46 | 55 |
| | 85020 | 56 | 72 | 60 | 51 |
| | Total | 138 | 171 | 161 | 150 |
| PC Northwest | 85017 | 81 | 104 | 81 | 87 |
| | 85019 | 98 | 92 | 85 | 92 |
| | 85021 | 142 | 135 | 142 | 141 |
| | 85031 | 83 | 90 | 83 | 96 |
| | 85051 | 305 | 331 | 304 | 287 |
| | 85301 | 374 | 385 | 373 | 348 |
| | Total | 1,083 | 1,137 | 1,067 | 1,051 |
| PV North | 85022 | 70 | 98 | 70 | 63 |
| | 85024 | 25 | 26 | 24 | 19 |
| | 85050 | 9 | 8 | 11 | 10 |
| | 85054 | 1 | 1 | 1 | 2 |
| | Total | 105 | 132 | 105 | 93 |
| Sun City | 85342 | 2 | 5 | 5 | 4 |
| | 85351 | 13 | 17 | 20 | 15 |
| | 85361 | 13 | 17 | 16 | 17 |
| | 85363 | 8 | 12 | 13 | 25 |
| | 85373 | 16 | 15 | 23 | 32 |
| | 85374 | 113 | 145 | 168 | 195 |
| | 85375 | 14 | 6 | 9 | 8 |
| | 85387 | 5 | 11 | 11 | 14 |
| | Total | 184 | 228 | 265 | 309 |
| Non-Service Area | Other | 661 | 699 | 804 | 795 |
| | Total | 661 | 699 | 804 | 795 |
| Total | | 7,169 | 7,720 | 7,982 | 8,095 |

GCC IE Office updated 03/15/2005
Source: IRDW, Ftse_details
Numbers may not add up due to rounding
Numbers do not reflect any manual adjustments made to the official 45th day reports

Fiscal Year 2004 - 2005 GCC Main

10,293 FTSE Total
 9,179 FTSE Total In Service Areas
 Source: IRDW Students, Student_Addresses
 GCC College Research Services 07/22/2005



**Glendale Community College - Main Campus
Fiscal Year FTSE by Service Area & Zip Code**

| | | FY 2001-2002 | FY 2002-2003 | FY 2003-2004 | FY 2004-2005 |
|-----------|-------|--------------|--------------|--------------|--------------|
| | | Yearly FTSE | Yearly FTSE | Yearly FTSE | Yearly FTSE |
| EM Core | 85033 | 222 | 254 | 259 | 254 |
| | 85035 | 121 | 132 | 138 | 141 |
| | 85037 | 182 | 192 | 183 | 176 |
| | 85305 | 45 | 52 | 63 | 75 |
| | 85307 | 63 | 70 | 63 | 64 |
| | 85340 | 29 | 49 | 77 | 83 |
| | Total | 663 | 749 | 782 | 793 |
| EM North | 85309 | 2 | 2 | 3 | 2 |
| | 85335 | 113 | 184 | 219 | 234 |
| | 85355 | 18 | 25 | 23 | 32 |
| | 85379 | 43 | 82 | 107 | 161 |
| | Total | 175 | 293 | 352 | 428 |
| GCC Core | 85029 | 426 | 425 | 404 | 390 |
| | 85302 | 713 | 760 | 765 | 768 |
| | 85303 | 243 | 273 | 298 | 329 |
| | 85304 | 484 | 503 | 516 | 542 |
| | 85345 | 576 | 629 | 649 | 656 |
| | 85381 | 345 | 398 | 417 | 443 |
| | Total | 2,788 | 2,987 | 3,048 | 3,127 |
| GCC North | 85023 | 166 | 160 | 158 | 143 |
| | 85027 | 212 | 209 | 206 | 177 |
| | 85053 | 291 | 290 | 324 | 335 |
| | 85085 | 6 | 19 | 36 | 45 |
| | 85086 | 37 | 45 | 56 | 76 |
| | 85087 | 7 | 7 | 11 | 16 |
| | 85306 | 371 | 393 | 420 | 399 |
| | 85308 | 766 | 787 | 764 | 793 |
| | 85310 | 219 | 231 | 240 | 231 |
| | 85382 | 366 | 369 | 355 | 387 |
| | 85383 | 33 | 107 | 163 | 188 |
| | Total | 2,477 | 2,618 | 2,733 | 2,790 |
| PC Core | 85012 | 4 | 6 | 12 | 11 |
| | 85013 | 22 | 34 | 32 | 28 |

GCC IE Office updated 07/22/2005
Source: IRDW, Ftse_details
Numbers may not add up due to rounding
Numbers do not reflect any manual adjustments made to the official 45th day reports

**Glendale Community College - Main Campus
Fiscal Year FTSE by Service Area & Zip Code**

| | | FY 2001-2002 | FY 2002-2003 | FY 2003-2004 | FY 2004-2005 |
|------------------|-------|--------------|--------------|--------------|--------------|
| | | Yearly FTSE | Yearly FTSE | Yearly FTSE | Yearly FTSE |
| | 85014 | 19 | 20 | 27 | 21 |
| | 85015 | 56 | 67 | 59 | 68 |
| | 85020 | 68 | 85 | 85 | 63 |
| | Total | 169 | 212 | 215 | 192 |
| PC Northwest | 85017 | 108 | 122 | 107 | 113 |
| | 85019 | 118 | 118 | 102 | 110 |
| | 85021 | 167 | 176 | 183 | 180 |
| | 85031 | 100 | 120 | 116 | 124 |
| | 85051 | 356 | 391 | 373 | 363 |
| | 85301 | 446 | 489 | 468 | 461 |
| | Total | 1,295 | 1,416 | 1,348 | 1,351 |
| PV North | 85022 | 91 | 121 | 96 | 84 |
| | 85024 | 33 | 33 | 32 | 26 |
| | 85050 | 13 | 14 | 15 | 14 |
| | 85054 | 0 | 1 | 1 | 2 |
| | Total | 137 | 170 | 143 | 124 |
| Sun City | 85342 | 4 | 7 | 6 | 5 |
| | 85351 | 18 | 18 | 26 | 23 |
| | 85361 | 15 | 20 | 18 | 19 |
| | 85363 | 10 | 13 | 15 | 32 |
| | 85373 | 21 | 21 | 28 | 36 |
| | 85374 | 149 | 183 | 204 | 231 |
| | 85375 | 13 | 11 | 9 | 10 |
| | 85387 | 5 | 12 | 13 | 17 |
| | Total | 234 | 284 | 319 | 373 |
| Non-Service Area | Other | 864 | 970 | 1,095 | 1,114 |
| | Total | 864 | 970 | 1,095 | 1,114 |
| Total | | 8,803 | 9,699 | 10,037 | 10,293 |

GCC IE Office updated 07/22/2005
Source: IRDW, Ftse_details
Numbers may not add up due to rounding
Numbers do not reflect any manual adjustments made to the official 45th day reports