

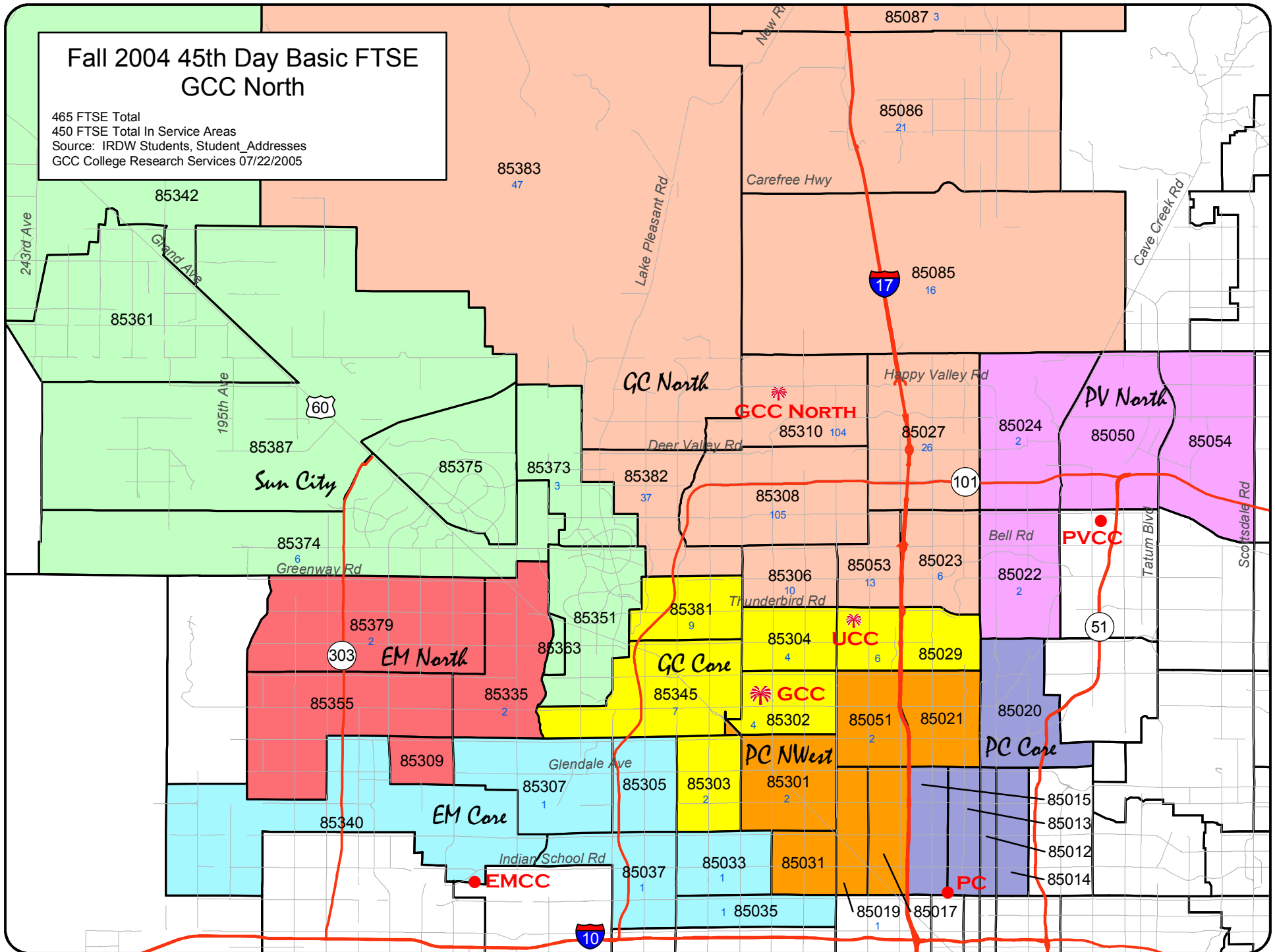


GCC North 45th Day Certified FTSE by Service Area & Zip Code

Table of Contents

Fall 2004 45th Day Basic FTSE GCC North

465 FTSE Total
 450 FTSE Total In Service Areas
 Source: IRDW Students, Student_Addresses
 GCC College Research Services 07/22/2005



**Glendale Community College North
45th Day Basic FTSE by Service Area & Zip Code**

		Fall 2001	Fall 2002	Fall 2003	Fall 2004
EM Core	85033	0	0		1
	85035		1		1
	85037	1	0	1	1
	85305		1	0	0
	85307	0	0	1	1
	85340			0	0
	Total	1	2	2	4
EM North	85335	1	4	3	2
	85355			0	0
	85379	1	2	1	2
	Total	1	6	4	5
GCC Core	85029	3	5	3	6
	85302	3	5	7	4
	85303	2	2	3	2
	85304	6	5	3	5
	85345	5	7	7	7
	85381	10	9	11	9
	Total	30	33	34	33
GCC North	85023	7	4	6	7
	85027	26	29	38	28
	85053	7	19	14	13
	85085	1	9	16	16
	85086	7	14	16	21
	85087	1	2	4	4
	85306	11	12	12	10
	85308	85	122	121	111
	85310	74	110	119	108
	85382	54	44	42	37
	85383	4	18	38	48
	Total	277	383	427	404
PC Core	85012		0	1	
	85013				0
	85015		0	1	0
	85020	1	1	1	0

GCC IE Office updated 10/26/2004
Source: IRDW, Ftse_details
Numbers may not add up due to rounding
Numbers do not reflect any manual adjustments made to the official 45th day reports

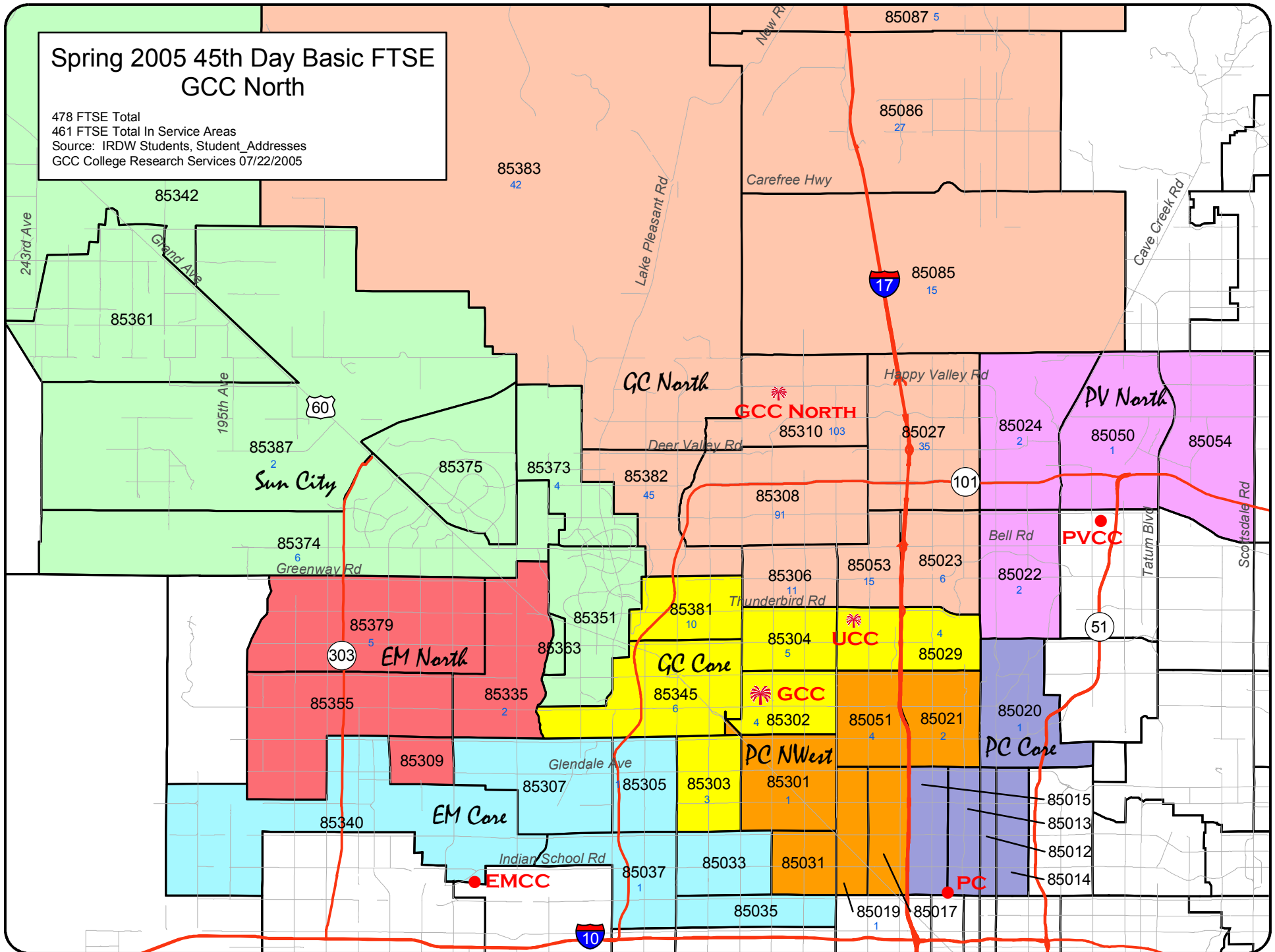
**Glendale Community College North
45th Day Basic FTSE by Service Area & Zip Code**

		Fall 2001	Fall 2002	Fall 2003	Fall 2004
	Total	1	1	3	1
PC Northwest	85017	1	1	0	0
	85019	1	1	0	1
	85021	0	1	0	0
	85031	0	1	0	0
	85051	2	4	3	2
	85301	2	2	1	2
	Total	6	10	5	6
PV North	85022	2	3	3	2
	85024	1	4	1	3
	85050	0	0	0	
	Total	3	8	5	5
Sun City	85342			0	0
	85351	0		0	0
	85361	0			1
	85373	1	2	4	3
	85374	3	3	3	6
	85375		0	0	
	85387		0		0
	Total	5	6	7	10
Non-Service Area	Other	13	14	19	16
	Total	13	14	19	16
Total		338	463	507	483

GCC IE Office updated 10/26/2004
Source: IRDW, Ftse_details
Numbers may not add up due to rounding
Numbers do not reflect any manual adjustments made to the official 45th day reports

Spring 2005 45th Day Basic FTSE GCC North

478 FTSE Total
 461 FTSE Total In Service Areas
 Source: IRDW Students, Student_Addresses
 GCC College Research Services 07/22/2005



**Glendale Community College North
45th Day Basic FTSE by Service Area & Zip Code**

		Spring 2002	Spring 2003	Spring 2004	Spring 2005
EM Core	85033	1	0	1	0
	85035	0	1		
	85037	1	1	1	1
	85305	1	0	0	1
	85307	0	0		0
	85340		0	0	0
	Total	4	2	2	3
EM North	85309			0	0
	85335	1	2	4	2
	85379	1	2	2	5
	Total	2	5	7	7
GCC Core	85029	5	3	4	4
	85302	4	4	5	4
	85303	2	3	1	3
	85304	4	6	5	5
	85345	6	6	6	6
	85381	7	11	12	10
	Total	27	34	33	33
GCC North	85023	8	4	7	7
	85027	25	34	33	37
	85053	13	14	14	15
	85085	1	8	16	15
	85086	13	13	24	27
	85087	3	1	3	5
	85306	12	9	12	11
	85308	82	106	99	95
	85310	78	103	105	105
	85382	57	39	43	45
	85383	12	26	42	42
	Total	305	357	398	403
PC Core	85012	0	0	0	
	85013	0	1	0	
	85014		0	0	
	85015	0		1	0

GCC IE Office updated 03/15/2005

Source: IRDW, Ftse_details

Numbers may not add up due to rounding

Numbers do not reflect any manual adjustments made to the official 45th day reports

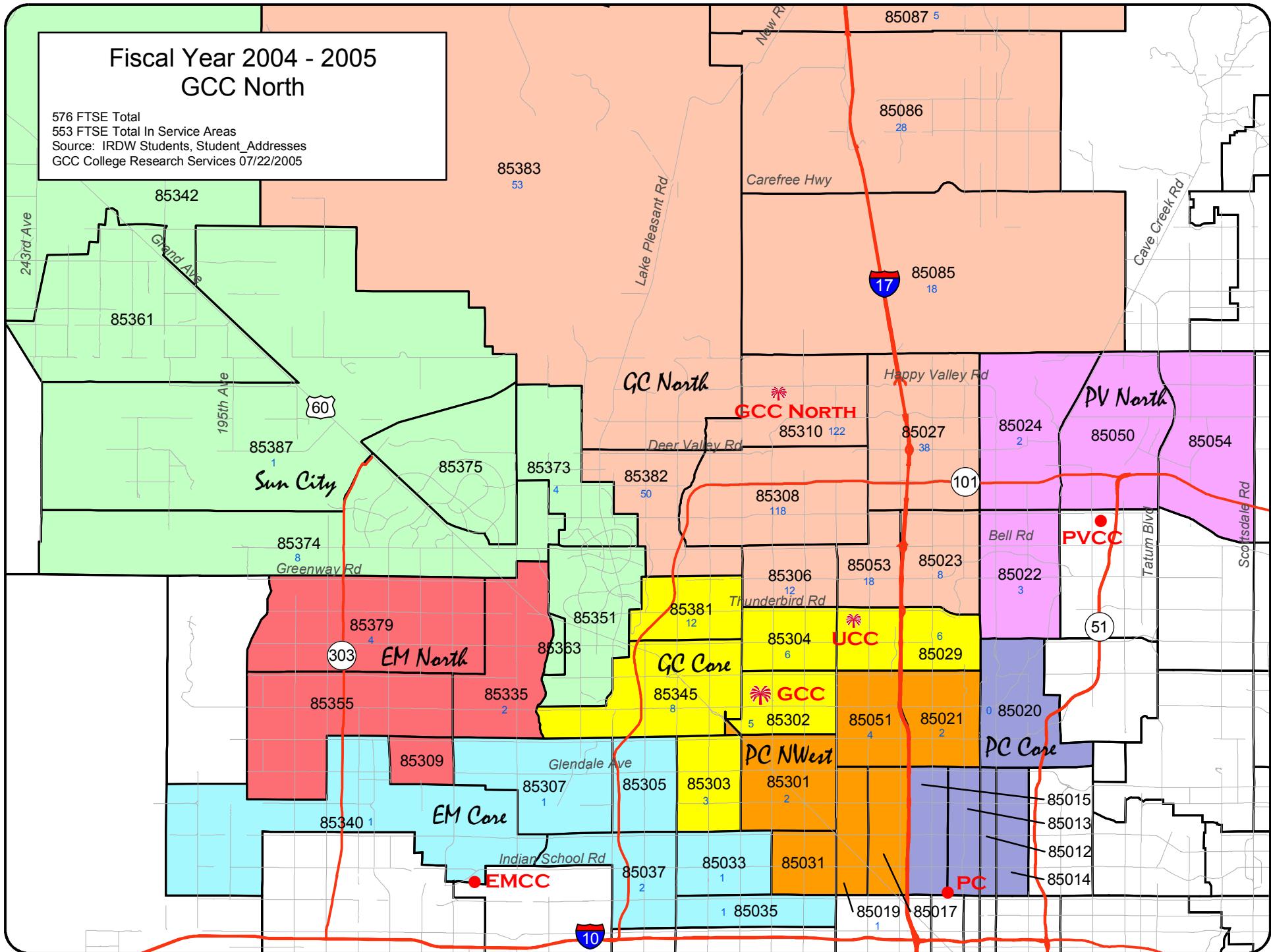
**Glendale Community College North
45th Day Basic FTSE by Service Area & Zip Code**

		Spring 2002	Spring 2003	Spring 2004	Spring 2005
	85020	0	1	0	1
	Total	1	2	2	1
PC Northwest	85017	0	1	1	
	85019	0	1	1	1
	85021	1	2	0	2
	85031	0	0		
	85051	2	0	2	4
	85301	2	1	3	1
	Total	6	6	7	8
PV North	85022	4	2	1	2
	85024	1	1	2	3
	85050	1	0		1
	85054		0		
	Total	5	4	3	6
Sun City	85351			1	
	85361		0		
	85363				0
	85373	4	2	3	4
	85374	4	6	5	6
	85375	0	0	0	
	85387	1	1	0	2
	Total	9	9	9	13
Non-Service Area	Other	15	11	15	17
	Total	15	11	15	17
Total		373	430	475	490

GCC IE Office updated 03/15/2005
Source: IRDW, Ftse_details
Numbers may not add up due to rounding
Numbers do not reflect any manual adjustments made to the official 45th day reports

Fiscal Year 2004 - 2005 GCC North

576 FTSE Total
553 FTSE Total In Service Areas
Source: IRDW Students, Student_Addresses
GCC College Research Services 07/22/2005



**Glendale Community College North
Fiscal Year FTSE by Service Area & Zip Code**

		FY 2001-2002	FY 2002-2003	FY 2003-2004	FY 2004-2005
		Yearly FTSE	Yearly FTSE	Yearly FTSE	Yearly FTSE
EM Core	85033	1	0	0	1
	85035	0	1	0	1
	85037	2	1	1	2
	85305	0	1	0	0
	85307	0	1	0	1
	85340	0	1	0	1
	Total	4	3	3	5
EM North	85309		0	0	0
	85335	1	4	4	2
	85355	0		0	0
	85379	1	3	2	4
	Total	2	6	7	7
GCC Core	85029	5	6	5	6
	85302	6	6	7	5
	85303	2	3	2	3
	85304	7	7	6	6
	85345	7	9	9	8
	85381	10	13	14	12
	Total	37	44	42	40
GCC North	85023	9	7	9	8
	85027	30	37	39	38
	85053	12	20	16	18
	85085	1	11	18	18
	85086	12	16	22	28
	85087	2	2	5	5
	85306	15	13	15	12
	85308	96	133	121	118
	85310	87	121	125	122
	85382	63	51	51	50
	85383	9	27	48	53
	Total	337	437	467	471
PC Core	85012		0	1	0
	85013	0	0	0	0

GCC IE Office updated 07/22/2005
Source: IRDW, Ftse_details
Numbers may not add up due to rounding
Numbers do not reflect any manual adjustments made to the official 45th day reports

**Glendale Community College North
Fiscal Year FTSE by Service Area & Zip Code**

		FY 2001-2002	FY 2002-2003	FY 2003-2004	FY 2004-2005
		Yearly FTSE	Yearly FTSE	Yearly FTSE	Yearly FTSE
	85014	0	0	0	0
	85015	0	0	1	0
	85020	1	1	1	0
	Total	1	2	3	1
PC Northwest	85017	1	1	1	0
	85019	1	1	0	1
	85021	1	2	1	2
	85031	0	1	0	0
	85051	3	3	3	4
	85301	3	3	3	2
	Total	8	10	8	9
PV North	85022	3	4	4	3
	85024	2	3	2	2
	85050	1	0	0	0
	85054		0		
	Total	5	7	5	6
Sun City	85342	0		0	0
	85351	0		0	0
	85361	0	0	0	0
	85363	0	0	0	0
	85373	3	3	4	4
	85374	4	6	5	8
	85375	0	1	0	
	85387	0	0	0	1
	Total	8	10	11	14
Non-Service Area	Other	18	20	22	23
	Total	18	20	22	23
Total		421	539	569	576

GCC IE Office updated 07/22/2005
Source: IRDW, Ftse_details
Numbers may not add up due to rounding
Numbers do not reflect any manual adjustments made to the official 45th day reports