

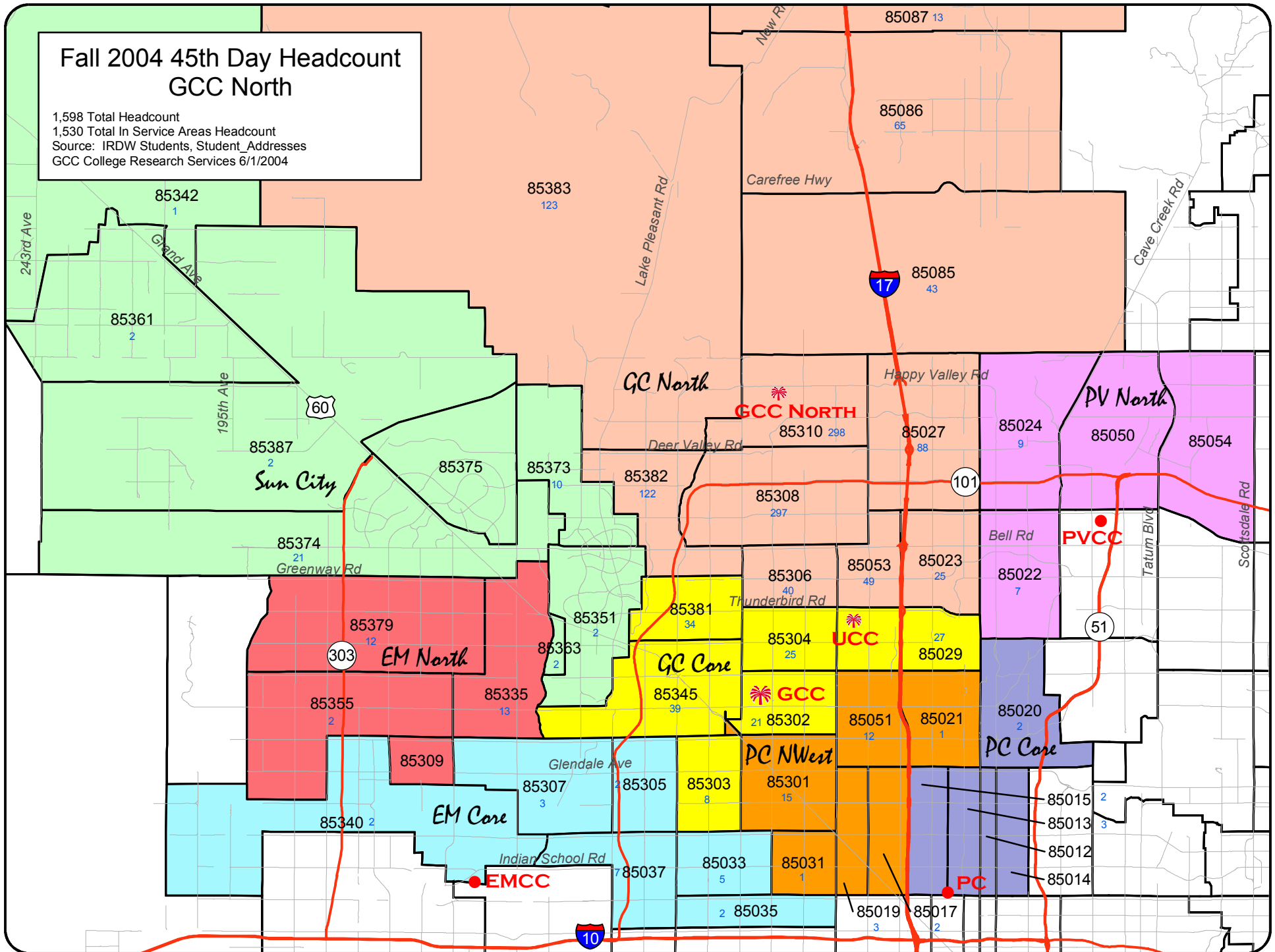


# **GCC North Headcount by Service Area & Zip Code**

**Table of Contents**

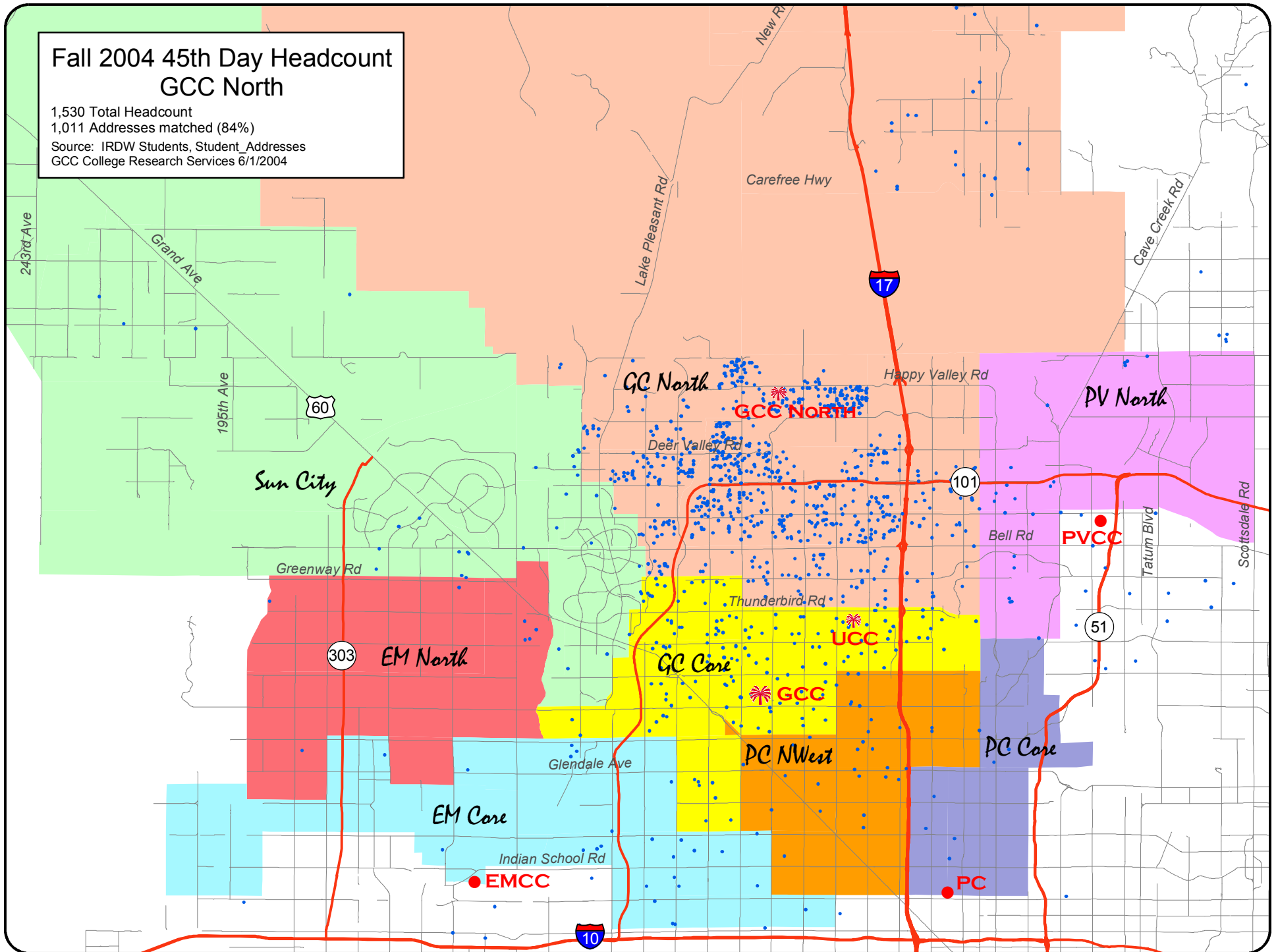
# Fall 2004 45th Day Headcount GCC North

1,598 Total Headcount  
 1,530 Total In Service Areas Headcount  
 Source: IRDW Students, Student\_Addresses  
 GCC College Research Services 6/1/2004



# Fall 2004 45th Day Headcount GCC North

1,530 Total Headcount  
1,011 Addresses matched (84%)  
Source: IRDW Students, Student\_Addresses  
GCC College Research Services 6/1/2004



**Glendale Community College North  
45th Day Headcount by Service Area & Zip Code**

		Fall 2001	Fall 2002	Fall 2003	Fall 2004
EM Core	85033	1	1		5
	85035		3		2
	85037	4	3	5	7
	85305		1	2	2
	85307	1	2	3	3
	85340			1	2
	Total	6	10	11	21
EM North	85309		1		
	85335	4	16	13	13
	85355			1	2
	85379	2	8	6	12
	Total	6	25	20	27
GCC Core	85029	20	23	21	27
	85302	18	27	31	21
	85303	11	6	10	8
	85304	21	26	16	25
	85345	29	30	32	39
	85381	34	38	42	34
	Total	133	150	152	154
GCC North	85023	31	25	32	25
	85027	92	99	107	88
	85053	31	60	46	49
	85085	3	22	42	43
	85086	25	40	48	65
	85087	4	4	10	13
	85306	48	45	43	40
	85308	264	349	341	297
	85310	230	319	337	298
	85382	158	142	121	122
	85383	15	54	100	123
	Total	901	1,159	1,227	1,163
PC Core	85012		1	2	
	85013				3
	85014		1		
	85015	1	2	4	2

GCC IE Office updated 10/26/2004  
Source: IRDW, Students & Student Sections  
Numbers do not reflect any manual adjustments made to the official 45th day reports

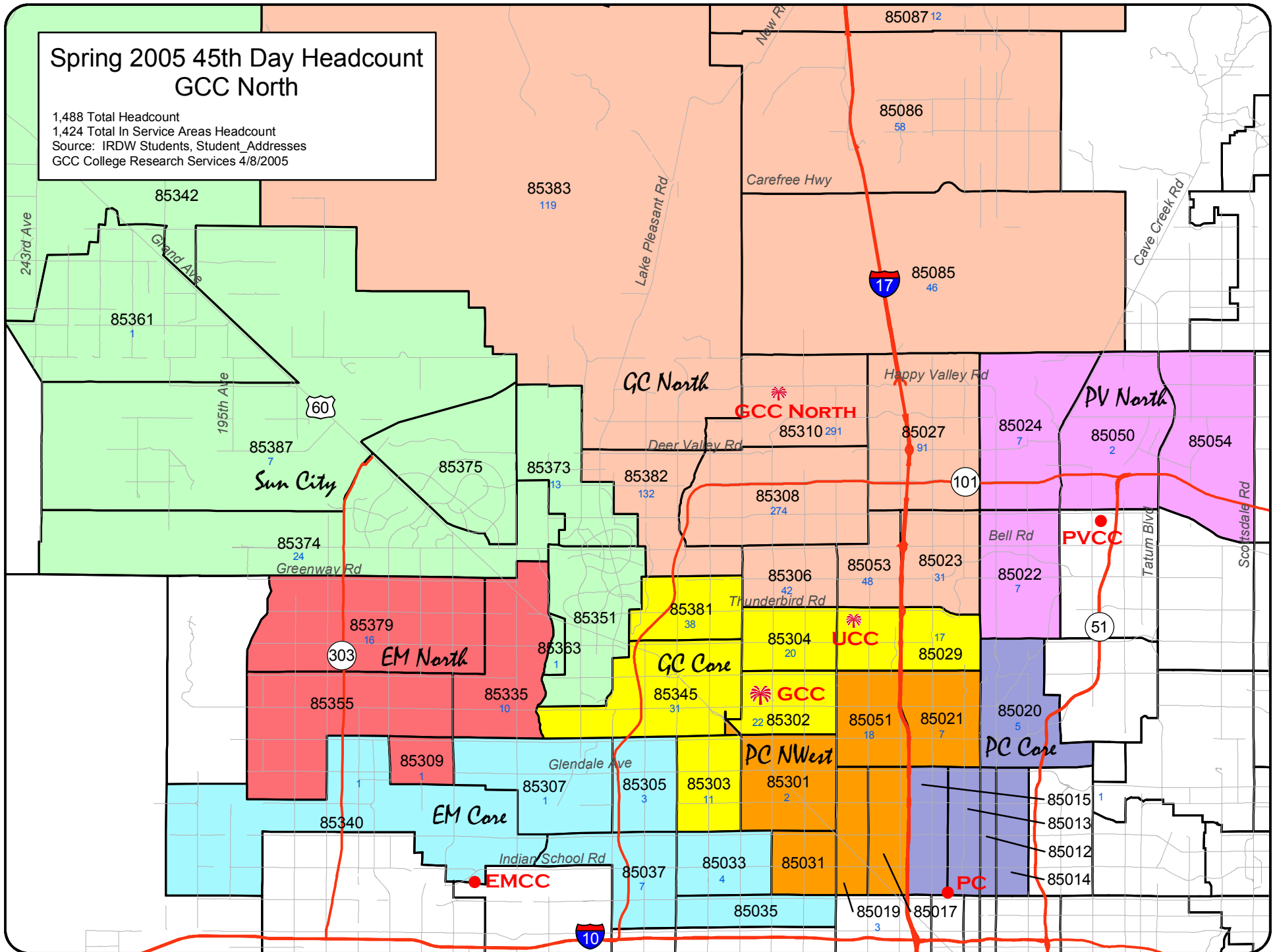
**Glendale Community College North  
45th Day Headcount by Service Area & Zip Code**

		Fall 2001	Fall 2002	Fall 2003	Fall 2004
	85020	3	3	4	2
	Total	4	7	10	7
PC Northwest	85017	1	4	2	2
	85019	3	6	1	3
	85021	4	4	3	1
	85031	2	3	3	1
	85051	11	22	13	12
	85301	7	11	10	15
	Total	28	50	32	34
PV North	85022	6	14	14	7
	85024	6	13	6	9
	85050	1	2	2	
	Total	13	29	22	16
Sun City	85342			1	1
	85351	2		1	2
	85361	1			2
	85363				2
	85373	4	12	11	10
	85374	10	15	16	21
	85375		1	3	
	85387		1		2
	Total	17	29	32	40
Non-Service Area	Other	55	69	75	68
	Total	55	69	75	68
Total		1,163	1,528	1,581	1,530

GCC IE Office updated 10/26/2004  
Source: IRDW, Students & Student Sections  
Numbers do not reflect any manual adjustments made to the official 45th day reports

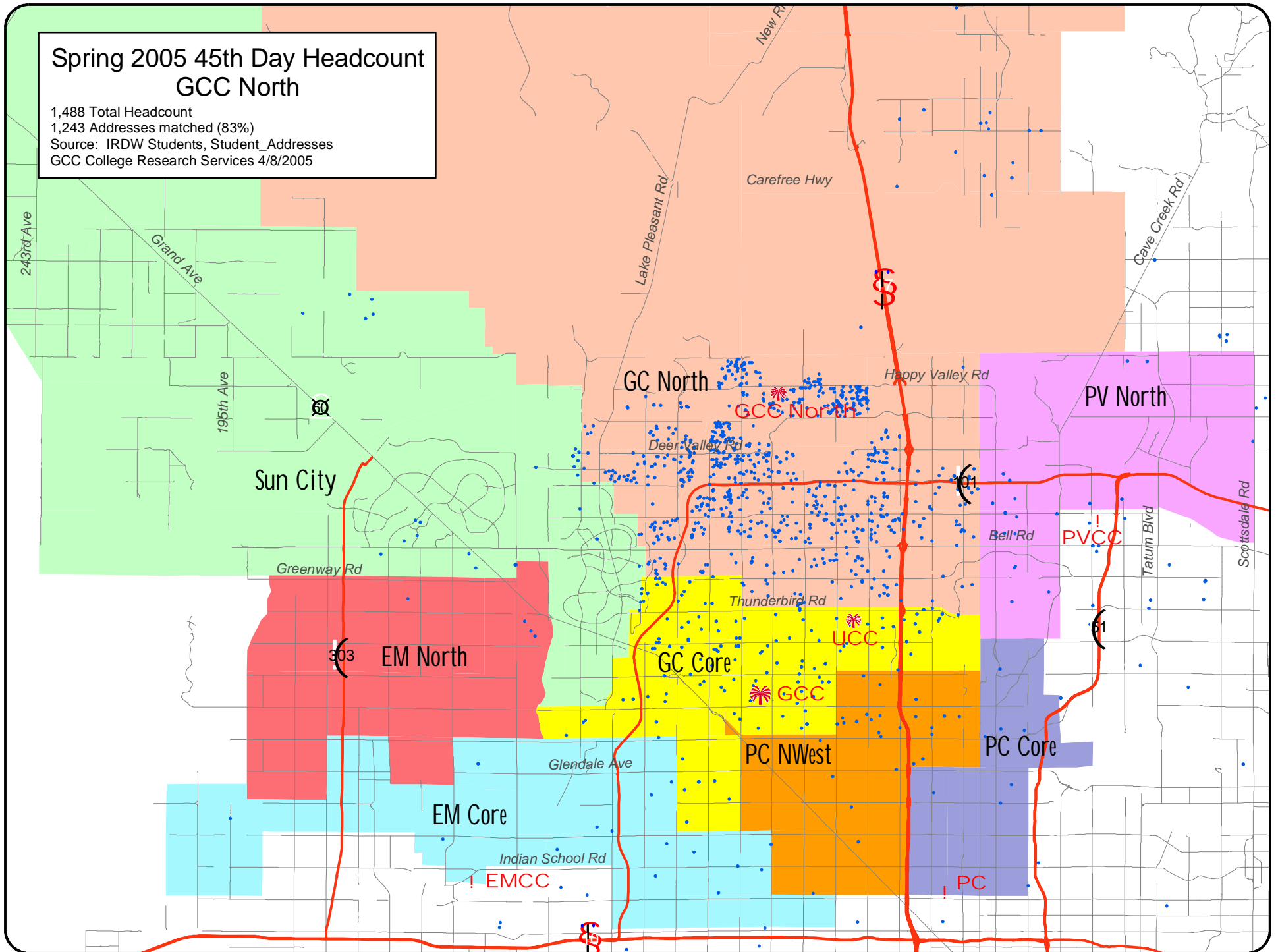
# Spring 2005 45th Day Headcount GCC North

1,488 Total Headcount  
 1,424 Total In Service Areas Headcount  
 Source: IRDW Students, Student\_Addresses  
 GCC College Research Services 4/8/2005



# Spring 2005 45th Day Headcount GCC North

1,488 Total Headcount  
1,243 Addresses matched (83%)  
Source: IRDW Students, Student\_Addresses  
GCC College Research Services 4/8/2005



**Glendale Community College North  
45th Day Headcount by Service Area & Zip Code**

		Spring 2002	Spring 2003	Spring 2004	Spring 2005
EM Core	85033	5	1	3	4
	85035	1	2		
	85037	8	4	6	7
	85305	4	2	2	3
	85307	3	1		1
	85340		2	3	1
	Total	21	12	14	16
EM North	85309			1	1
	85335	5	11	15	10
	85379	6	11	9	16
	Total	11	22	25	27
GCC Core	85029	27	17	24	17
	85302	24	27	24	22
	85303	9	11	6	11
	85304	26	23	19	20
	85345	39	32	32	31
	85381	28	39	39	38
	Total	153	149	144	139
GCC North	85023	41	22	33	31
	85027	92	116	95	91
	85053	47	49	43	48
	85085	7	17	45	46
	85086	37	43	63	58
	85087	10	5	7	12
	85306	55	37	41	42
	85308	281	316	263	274
	85310	245	291	287	291
	85382	166	116	136	132
	85383	40	77	114	119
	Total	1,021	1,089	1,127	1,144
PC Core	85012		1	2	
	85013	1	3	1	
	85014		1	1	
	85015	1	1	4	1
	85020	2	1	2	5

GCC IE Office updated 03/25/2005  
Source: IRDW, Students & Student Sections  
Numbers do not reflect any manual adjustments made to the official 45th day reports

**Glendale Community College North  
45th Day Headcount by Service Area & Zip Code**

		Spring 2002	Spring 2003	Spring 2004	Spring 2005
	Total	4	7	10	6
PC Northwest	85017	1	3	2	
	85019	2	5	2	3
	85021	4	6	2	7
	85031	1	2		
	85051	12	3	15	18
	85301	11	10	10	2
	Total	31	29	31	30
PV North	85022	11	9	8	7
	85024	3	5	4	7
	85050	3	3		2
	85054		1		
	Total	17	18	12	16
Sun City	85351	1		3	
	85361		1		1
	85363			1	1
	85373	11	6	9	13
	85374	16	27	21	24
	85375	1	3	1	
	85387	2	2	1	7
	Total	31	39	36	46
Non-Service Area	Other	68	54	75	64
	Total	68	54	75	64
Total		1,357	1,419	1,474	1,488

GCC IE Office updated 03/25/2005  
Source: IRDW, Students & Student Sections  
Numbers do not reflect any manual adjustments made to the official 45th day reports